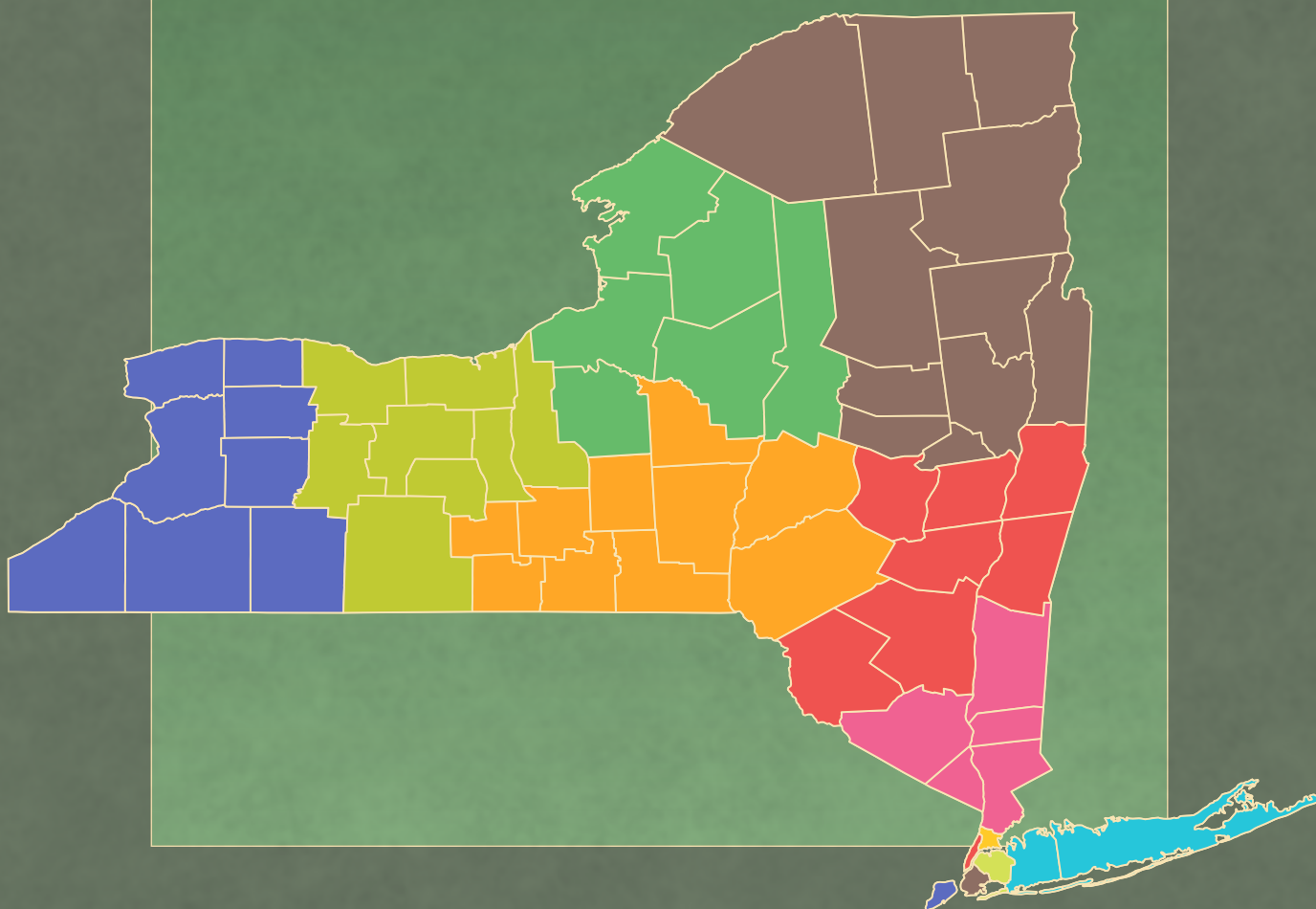


The State of Our Judiciary 2019

Excellence Initiative: Year Three

FEBRUARY 2019



The State of Our Judiciary 2019

Excellence Initiative: Year Three

FEBRUARY 2019

TABLE OF CONTENTS

Excellence Initiative: Year Three	i
New York State Judicial Districts Map.....	ii
New York City Criminal Court.....	1
New York City Civil Court.....	3
New York City Family Court.....	5
Bronx County Supreme Court.....	7
Kings County Supreme Court.....	9
New York County Supreme Court.....	11
Queens County Supreme Court.....	13
Richmond County Supreme Court.....	15
Suffolk County	17
Nassau County.....	19
Ninth Judicial District	21
Eighth Judicial District.....	23
Seventh Judicial District.....	25
Sixth Judicial District.....	27
Fifth Judicial District.....	29
Fourth Judicial District.....	31
Third Judicial District.....	33



In early 2016, immediately upon being sworn in, Chief Judge Janet DiFiore announced the Excellence Initiative – a comprehensive effort to improve the courts’ ability to ensure the just and expeditious resolution of all matters, our core obligation as the judicial branch of government.

The Excellence Initiative began with a thorough evaluation of court operations around the State. A series of meetings was held with Administrative Judges to review performance data and trends in their courts. These meetings identified procedures and programs that were working well and others in need of improvement. Since then, every Administrative Judge has implemented a range of measures to improve promptness and productivity, eliminate case backlogs and delays, and provide better service to the public. Regular follow-up meetings have been held to assess progress and consider further modifications as issues arise or improvement declines.


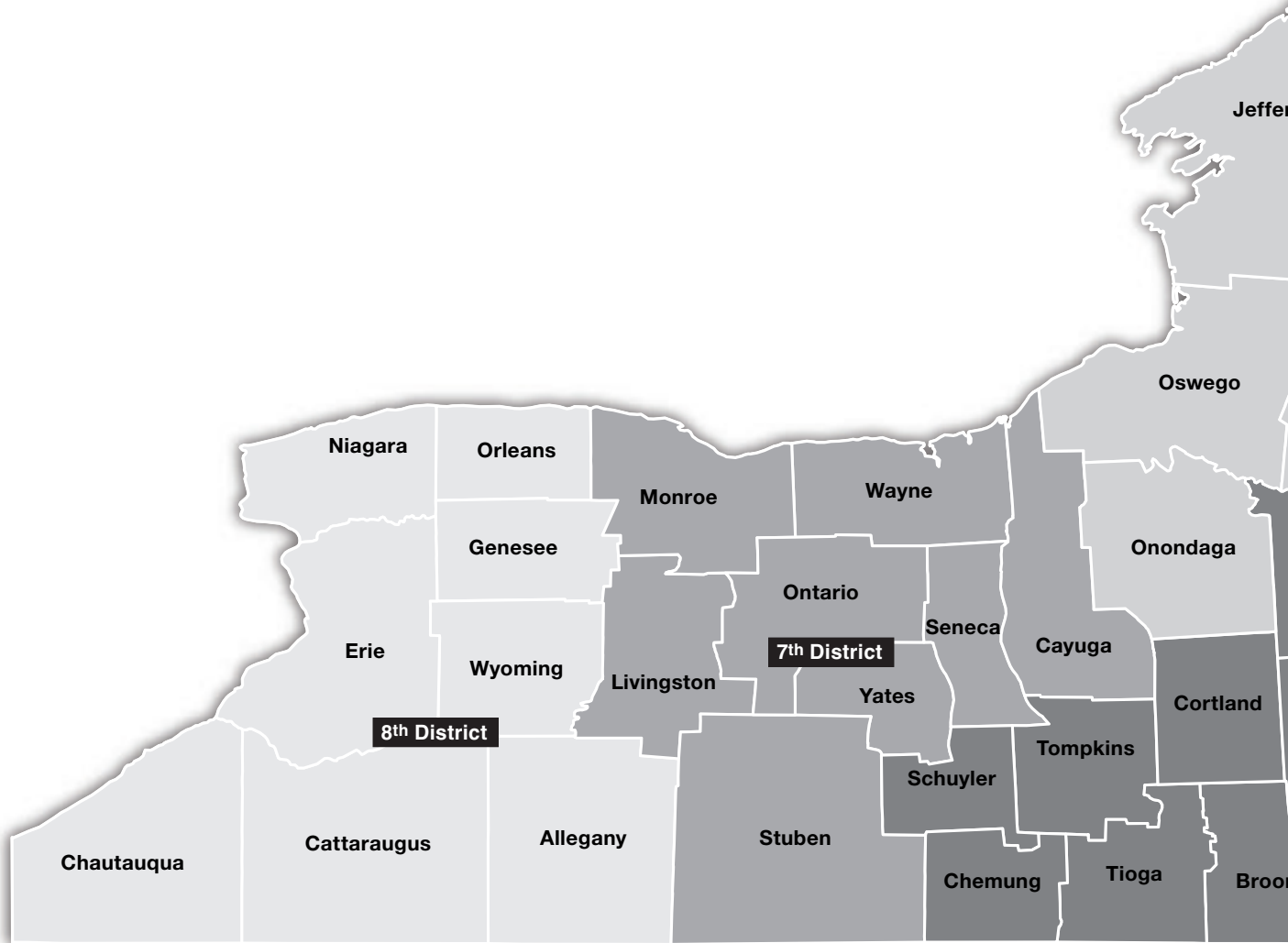
Now, three years later, this report documents the extensive progress that courts across the State have made in improving disposition rates and times, reducing backlogs, resolving the oldest cases, increasing trial capacity, and providing better and more comprehensive service to the public. In 2019, we are committed to continuing successful practices and implementing new measures to ensure that all of our courts are moving in the right direction.

In measuring progress, this report uses several key performance markers, including “standards and goals,” our benchmarks for resolving cases. Standards and goals in criminal cases are 90 days for misdemeanors, and 180 days (from filing of an indictment) for felonies. For civil cases in Supreme Court, standards and goals are 23 months for expedited cases; 27 months for standard cases; 30 months for complex cases; and 12 months for contested matrimonials. For Family Court cases, standards and goals are 180 days. These markers, as they appear in the charts throughout this report, reference data from the last day of each calendar year listed.

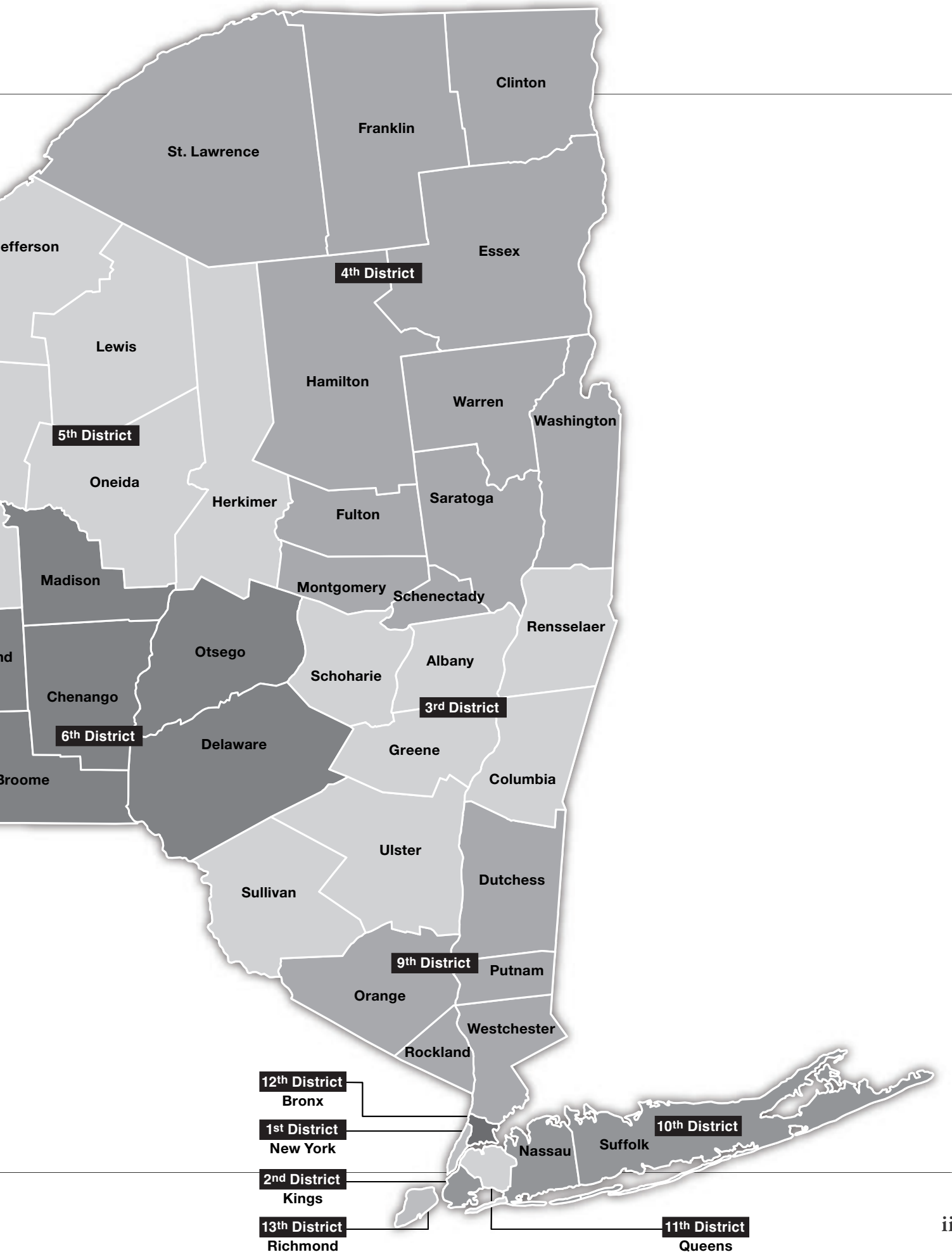
As part of the Excellence Initiative, the courts’ technology office created a dynamic case management tool called the dashboard, which provides updated information about each trial court’s inventory of cases and is searchable and sortable by judge, case type, age of case, next appearance date, attorney name, party name, etc. The dashboard has been a vital tool for the courts in their efforts to meet standards and goals and improve case management.

We are pleased that after three years of concentrated attention on operational issues, the New York State courts are performing far better as a whole – managing cases more efficiently and reducing case delays and backlogs.

A prevailing theme of the Excellence Initiative is that “justice delayed is justice denied.” The public deserves to have its cases heard and resolved in a fair, timely, efficient, and cost-effective manner. The court system’s success in carrying out this critically important objective would not be possible without the incredibly hard work and professionalism of New York’s judges and the non-judicial staff who support them, and the support and cooperation of the practicing bar, countless justice agencies and stakeholders, and our partners in the Executive and Legislative Branches. All of them, together, deserve credit for what has been a steadfast commitment to the Excellence Initiative and our collective goal of administering a high-functioning court system that provides all litigants with just and timely dispositions and first-rate justice service.



New York State Judicial Districts and Counties



NEW YORK CITY CRIMINAL COURT

2018 PROGRESS

City-Wide

- Arrest-to-arraignment times dropped to historic lows, averaging under 19 hours city-wide.

Bronx County

- Since implementation of the Excellence Initiative, pending cases over one year dropped 84%, with a 46% decrease in 2018 alone; while cases over 3 months dropped by 58% and caseloads overall dropped by 44% since the beginning of the Excellence Initiative.
- Over 250 defendants were referred to the Bronx Overdose Avoidance and Recovery (OAR) Court for intervention and more than 45 completed their mandate and were no longer at risk of overdose.
- Increased the number of trials brought to verdict by 21% over the previous year.

Kings County

- Pending cases over one year dropped 43% by the end of 2018.
- The Misdemeanor Brooklyn Treatment Court Treatment Readiness Program (TRP) was created to connect misdemeanor defendants, facing little or no incarceration, with needed substance abuse treatment and other social services.

New York County

- Since inception of the Excellence Initiative, pending cases over one-year dropped 85% and pending cases over 3 months dropped 45%.
- Midtown Community Court began its Overdose Avoidance and Recovery (OAR) Court, with defendants in danger of drug overdose referred for intervention.
- New York's Procedural Justice Initiative enhanced the public's perception of court process with improved signs, wayfinding and court navigation; better communication between judges, court personnel and the public; and improvements to court facilities.

Queens County

- Since inception of the Excellence Initiative, pending cases over one year dropped 27%.
- Instituted regular Trial Ready Program weeks, in which judges and staff from other counties were temporarily assigned to conduct trials and focus resources on oldest cases.

Richmond County

- Since implementation of the Excellence Initiative, pending cases over one year dropped 72%.
- Instituted regular Trial Ready Program weeks, in which judges and staff from other counties were temporarily assigned to conduct trials and focus resources on oldest cases.
- Started an Overdose Avoidance and Recovery (OAR) Court to refer defendants for intervention.

PRIORITIES FOR 2019

- Continue to reduce pending inventory of the oldest cases.
- Increase trial capacity in each county.
- Open Opioid Avoidance and Recovery (OAR) Courts in remaining two counties – Kings and Queens.
- Continue to manage the orderly implementation of Raise the Age legislation with the inclusion of seventeen-year-olds in October 2019.

MISDEMEANOR TRENDS - TOTAL NYC					
	2015	2016	2017	2018	15-18 Change
New Cases Filed	219,049	204,686	190,888	160,001	-27%
Total Pending Cases	41,899	38,969	36,715	33,120	-21%
Over 3 Months Old	20,478	18,067	16,083	13,645	-33%
Over 1 Year Old	3,671	2,511	1,518	845	-77%

MISDEMEANOR TRENDS - BRONX COUNTY					
	2015	2016	2017	2018	15-18 Change
New Cases Filed	46,002	42,762	38,945	34,452	-25%
Total Pending Cases	12,253	8,526	7,824	6,833	-44%
Over 3 Months Old	7,863	4,745	4,059	3,312	-58%
Over 1 Year Old	2,375	1,425	700	377	-84%

MISDEMEANOR TRENDS - KINGS COUNTY					
	2015	2016	2017	2018	15-18 Change
New Cases Filed	58,121	53,802	51,723	44,156	-24%
Total Pending Cases	9,399	11,333	10,391	9,155	-3%
Over 3 Months Old	3,480	4,944	4,259	3,262	-6%
Over 1 Year Old	180	247	224	102	-43%

MISDEMEANOR TRENDS - NEW YORK COUNTY					
	2015	2016	2017	2018	15-18 Change
New Cases Filed	61,782	59,965	53,295	41,107	-33%
Total Pending Cases	10,658	9,167	7,736	7,328	-31%
Over 3 Months Old	5,261	3,959	2,905	2,901	-45%
Over 1 Year Old	744	392	164	115	-85%

MISDEMEANOR TRENDS - QUEENS COUNTY					
	2015	2016	2017	2018	15-18 Change
New Cases Filed	45,731	40,014	39,598	33,960	-26%
Total Pending Cases	7,921	7,695	8,379	7,948	0%
Over 3 Months Old	3,161	3,349	3,592	3,355	6%
Over 1 Year Old	326	392	358	238	-27%

MISDEMEANOR TRENDS - RICHMOND COUNTY					
	2015	2016	2017	2018	15-18 Change
New Cases Filed	7,413	8,143	7,327	6,326	-15%
Total Pending Cases	1,668	2,248	2,385	1,856	11%
Over 3 Months Old	713	1,070	1,268	815	14%
Over 1 Year Old	46	55	72	13	-72%

NEW YORK CITY CIVIL COURT

2018 PROGRESS

- Implemented the recommendations of the Chief Judge’s Special Commission on the Future of the New York City Housing Court, including;
 - Staggered calendars for morning sessions in several housing resolution parts to streamline case flow.
 - Limited afternoon calendars in housing resolution parts to no longer include first-time cases and instead be dedicated to in-depth resolution of cases, hearings, and arguments on motions or Orders to Show Cause.
 - Changed the trial expediter part to function purely as an assignment part in which the clerk sends cases to the trial parts to receive a trial date, which are no later than 30 days after the date the litigants and/or counsel first appear in the trial part.
 - Eliminated specialized parts that were underutilized.
 - Expanded the NYCHA Part to include all proceedings brought by or against NYCHA.
 - Designated Civil Court judges to handle Housing Court trials on a rotating basis.
 - Since the Special Commission on the Future of the NYC Housing Court Report was issued, hired 20 court attorneys, providing two court attorneys to each housing part.
 - Designated conference rooms in the courthouses for legal service organizations to conduct screening and intake interviews as part of the right to counsel program.
- Instituted an e-notification program notifying city marshals that an eviction has been stayed.
- Posted clearer signage in courthouses to assist litigants in New York and Kings counties.

PRIORITIES FOR 2019

- Continue implementation of the recommendations of the Special Commission, most notably by introducing e-filing to all housing parts and expanding e-filing throughout the non-housing parts of the civil court.
- Develop improved data and statistics for court administrators and judges to better define operational priorities.
- Continue to implement strategic upgrades to facilities to keep the courthouses operating efficiently while the larger capital projects, such as the courthouse moves in Kings and Bronx counties, are completed.
- Revise forms to simplify complex terms into plain language

NEW YORK CITY - CIVIL COURT TRENDS					
	2015	2016	2017	2018	15-18 Change
Total Filings	528,059	507,389	529,356	547,848	4%
Civil Matters	237,537	223,810	253,616	279,795	18%
Small Claims	20,557	18,346	18,376	18,926	-8%
Landlord-Tenant	264,285	259,899	252,007	244,015	-8%
Commercial Claims	5,680	5,334	5,357	5,112	-10%

NEW YORK CITY FAMILY COURT

2018 PROGRESS

- Successfully implemented the first phase of the Raise the Age legislation.
- Completed citywide decentralization of child support cases involving a custodial parent who receives public assistance, so that all are heard in the county where the custodial parent resides.
- Expanded and centralized the HELP Centers in all five New York City counties.
- Implemented a mentoring program in Manhattan for youths placed in foster care.
- Expanded the mediation program to offer evening hours to accommodate parties unable to attend court during regular business hours.
- Expanded the Strong Starts program (offering enhanced services in child protective cases involving children up to 3 years old), currently operating in Bronx and Queens Counties, to Richmond County and to a second part in Bronx County.
- Expanded remote filings of temporary orders of protection to Queens and Richmond Counties.
- Developed the Manhattan Blockbuster Part, which speeds resolution of cases by conducting continuous trials in matters unresolved for more than two years and in especially complex cases.
- Established the Kings County Accelerated Hearing Part to which custody, visitation and guardianship cases are referred for expeditious trial.
- Continued to focus on additional ways to improve practices for custody, visitation, and family offense cases, recognizing that litigants are self-represented in most of these matters.

PRIORITIES FOR 2019

- Expand the Integrated Courtroom Technology parts to Richmond County and to additional parts in Kings County.
- Ongoing monitoring of caseloads to promote the timely resolution of all matters.
- Prepare for the implementation of the second phase of the Raise the Age legislation.
- Advance the use of technology and electronic information sharing.
- Expand efforts to improve custody, visitation, and family offense case processing.
- Enhance the User Satisfaction Survey by employing staff to promote use of it by litigants.
- Conduct a case management workshop for all judges, court attorney referees, and court attorneys to improve practices and timely disposition in child protective, custody, visitation, family offense, guardianship and delinquency cases.
- Implement a system to electronically notify litigants of court dates.

NEW YORK CITY - FAMILY COURT TRENDS					
	2015	2016	2017	2018	15-18 Change
New Cases Filed	223,292	212,904	209,711	195,292	-13%
Cases Disposed	224,256	217,720	205,734	193,779	-14%
Pending Cases	78,008	71,096	73,432	72,411	-7%
Over 180 Days	17,382	13,298	16,399	17,847	3%

BRONX COUNTY SUPREME COURT

2018 PROGRESS

Criminal Term

- Assigned new judges to calendar parts to maximize opportunities for earlier disposition.
- Reassigned older cases to small number of additional judges to achieve resolution.
- Since the beginning of the Excellence Initiative, felonies over standards and goals have dropped 39%.

Civil Term

- Increased carrier participation in the pilot program to fast-track insurance cases from two carriers to eleven carriers.
- Court decided 5,000 more motions than were filed.
- Greatly improved efforts in TAP Part to reduce cases or assign them out for immediate trial, resulting in 42% increase in jury trials.
- Since beginning the Excellence Initiative, all civil cases over standards and goals have dropped 18% and foreclosures over standards and goals have dropped 66%.

PRIORITIES FOR 2019

Criminal Term

- Continue the successful Special Term Additional Resources Team (START) Program to resolve the oldest felony cases with incarcerated defendants.
- Create a program to improve the management of complex multiple defendant cases.
- Continue efforts with the Mayor's Office of Criminal Justice and the New York City Department of Correction to improve prisoner production.

Civil Term

- Increase both jury and non-jury trials.
- Continue expansion of the pilot program to fast-track tort cases by creating special calendars for insurance companies.
- Renew the Summary Jury Program with an emphasis on highlighting appropriate cases earlier in the discovery process.
- Reduce the Pre-Note and Post-Note standards and goals of medical malpractice cases.
- Create a Medical Malpractice Settlement Part to resolve cases Pre- and Post-Note.
- Implement a pilot program to resolve cases within 12-15 months of the filing of the Request for Judicial Intervention, with representatives from insurance carriers required to be present at the first and subsequent conferences.

BRONX COUNTY SUPREME COURT - FELONY CASE TRENDS					
	2015	2016	2017	2018	15-18 Change
New Cases Filed	4,189	4,365	3,694	3,194	-24%
Cases Disposed	4,338	4,768	4,118	3,738	-14%
Pending Cases	4,055	3,662	3,202	2,631	-35%
Over S&G	2,771	2,493	1,994	1,696	-39%

BRONX COUNTY SUPREME COURT - CIVIL CASE TRENDS					
	2015	2016	2017	2018	15-18 Change
Total Caseload					
New Cases Filed	15,842	15,188	14,957	15,908	0%
Cases Disposed	13,530	15,152	17,530	18,346	36%
Pending Cases	34,633	34,045	30,912	28,863	-17%
Over S&G	12,893	13,515	12,134	10,570	-18%
Caseload Without Foreclosures					
New Cases Filed	14,458	14,023	14,067	15,131	5%
Cases Disposed	11,938	13,382	14,995	16,730	40%
Pending Cases	29,910	29,933	28,459	27,185	-9%
Over S&G	10,758	11,423	10,932	9,849	-8%
Foreclosure Caseload					
New Cases Filed	1,384	1,165	890	777	-44%
Cases Disposed	1,592	1,770	2,535	1,616	2%
Pending Cases	4,723	4,112	2,453	1,678	-64%
Over S&G	2,135	2,092	1,202	721	-66%

KINGS COUNTY SUPREME COURT

2018 PROGRESS

Criminal Term

- A new central arraignment part was established to implement guideposts to reduce case processing time and to utilize supervised release and alternative bond forms, where appropriate, to reduce pre-trial detention.
- Trial Part judges' inventories were reduced with cases reassigned to the TAP Parts, enabling Trial Part judges to focus more effectively on conducting trials.
- Cases over standards and goals dropped 9% since the beginning of the Excellence Initiative.

Civil Term

- Pre-Note Discovery:
 - Tightened scheduling for disclosure examinations before trial and medical examinations.
 - Scheduled a second and final Compliance Conference for all cases wherein a Note of Issue was not filed two months prior to expiration of standards and goals.
 - Placed all matters where a Note of Issue was not filed within standards and goals on a calendar for final disposition.
- Successfully instituted an extensive program for impartial mediation in matrimonial actions.
- Fully transitioned to the Universal Case Management System.
- Since beginning the Excellence Initiative, all civil cases over standards and goals have dropped 34%, and foreclosures over standards and goals have dropped 42%.

PRIORITIES FOR 2019

Criminal Term

- Focus on resolving greater numbers of cases over standards and goals, and increasing the number of trials that are conducted in the Court.

Civil Term

- Introduce mediation in personal injury actions.
- Conduct status conferencing of apparently inactive cases.
- Continue to promote mandatory mediation pilot for matrimonial actions.

KINGS COUNTY SUPREME COURT - FELONY CASE TRENDS					
	2015	2016	2017	2018	15-18 Change
New Cases Filed	4,654	5,119	4,940	4,476	-4%
Cases Disposed	4,223	5,150	5,420	5,067	20%
Pending Cases	3,042	3,233	3,006	3,033	0%
Over S&G	1,558	1,782	1,493	1,410	-9%

KINGS COUNTY SUPREME COURT - CIVIL CASE TRENDS					
	2015	2016	2017	2018	15-18 Change
Total Caseload					
New Cases Filed	24,497	23,214	23,327	23,307	-5%
Cases Disposed	23,047	29,026	28,160	23,628	3%
Pending Cases	55,336	46,932	43,259	45,203	-18%
Over S&G	18,970	14,219	12,104	12,610	-34%
Caseload Without Foreclosures					
New Cases Filed	21,322	20,642	21,161	21,306	0%
Cases Disposed	20,121	24,108	23,670	20,502	2%
Pending Cases	43,714	37,362	36,075	39,034	-11%
Over S&G	13,730	9,310	8,256	9,549	-30%
Foreclosure Caseload					
New Cases Filed	3,175	2,572	2,166	2,001	-37%
Cases Disposed	2,926	4,918	4,490	3,126	7%
Pending Cases	11,622	9,570	7,184	6,169	-47%
Over S&G	5,240	4,909	3,848	3,061	-42%

NEW YORK COUNTY SUPREME COURT

2018 PROGRESS

Criminal Term

- Conducted 351 trials and 520 hearings.
- Cases over two years old decreased by more than 36% since the Excellence Initiative launched.
- Leveraging the dashboard data, an oldest cases initiative resulted in an 82% resolution rate of targeted cases.
- For defendants with both felony and misdemeanor cases, set misdemeanor cases to track the felony, resulting in resolution of over 490 misdemeanors.
- Began an initiative to conference with attorneys handling the largest pending caseloads in the Trial Assignment Parts, which resulted in a 27% resolution rate in the first two months.
- Formalized plans to open an Alternatives to Incarceration Part in early 2019.
- Developed plans for a shared Supreme Court/Criminal Court Resource Center to enhance services provided to an estimated 5,000 defendants annually.
- Initiated Manhattan Drug Court ("Diversion") expansion to integrate mental health assessments in intake procedures.

Civil Term

- A Mandatory Mediation Pilot Project for non-Commercial Division contract cases had a near 60% settlement rate.
- A Mediation Calendar was created, with over 500 cases where the plaintiff elected to proceed without a jury.
 - Many cases were several years old, with little or no activity for some time.
 - The cases were calendared for conferences with the Administrative Judge, assisted by mediation-trained staff.
 - Cases that did not settle after 1-2 settlement conferences were scheduled for trial, with 5 judges assigned to try those cases within 90 days of the matter being referred.
 - Over 60% of the cases were resolved either by settlement or an expeditious trial.

PRIORITIES FOR 2019

Criminal Term

- Improve technology for case management and for communication with parties, including communication regarding defendant production and case readiness.
- Continue engagement with the Department of Correction to improve prisoner production.
- Establish a distinct mental health track within the Diversion Court, to supplement the referral and service protocols for defendants with co-occurring drug addiction and mental health issues.

Civil Term

- Continue efforts to dispose of stale, inactive cases.
- The Mandatory Mediation Project is being expanded by Administrative Order, with additional case types in the commercial category.

NEW YORK COUNTY SUPREME COURT - FELONY CASE TRENDS					
	2015	2016	2017	2018	15-18 Change
New Cases Filed	6,226	6,538	5,621	5,619	-10%
Cases Disposed	6,757	6,894	7,036	5,655	-16%
Pending Cases	3,852	3,823	3,330	3,685	-4%
Over S&G	1,960	2,052	1,703	1,768	-10%

NEW YORK COUNTY SUPREME COURT - CIVIL CASE TRENDS					
	2015	2016	2017	2018	15-18 Change
Total Caseload					
New Cases Filed	18,048	18,193	18,810	18,431	2%
Cases Disposed	19,621	20,032	21,841	23,120	18%
Pending Cases	32,382	34,067	33,403	31,764	-2%
Over S&G	11,694	12,322	11,999	10,854	-7%
Caseload Without Foreclosures					
New Cases Filed	17,734	17,959	18,570	18,176	2%
Cases Disposed	19,216	19,548	21,524	22,894	19%
Pending Cases	31,655	33,597	32,965	31,245	-1%
Over S&G	11,406	12,144	11,841	10,683	-6%
Foreclosure Caseload					
New Cases Filed	314	234	240	255	-19%
Cases Disposed	405	484	317	226	-44%
Pending Cases	727	470	438	519	-29%
Over S&G	288	178	158	171	-41%

QUEENS COUNTY SUPREME COURT

2018 PROGRESS

Criminal Term

- Compared to the end of 2015, 26% reduction in felony cases over standards and goals, 35% reduction in felony cases older than one year, and 77% reduction in cases older than two years, with the median age of pending cases reduced by 31%.
- Used new technology to prioritize the trial of older cases, as well as identify and avoid potential delays.
- Directed that the majority of applications to seal convictions, pursuant to the new sealing statute, CPL 160.59, be decided by the Administrative Judge, who consistently decided within weeks of the District Attorney filing a response.
- Successfully implemented Raise the Age legislation, creating two Youth Parts, in adjacent courtrooms, to facilitate handling the new adolescent and juvenile cases, and prioritized prompt disposition of all Youth Part cases by closely monitoring from arrest to arraignment, and through all stages of litigation when they remained in the Youth Part.

Civil Term

- The Master Foreclosure Calendar continued to be utilized to reduce older foreclosure cases. All older matters were calendared in Status Conference Parts where lenders were directed to make all necessary filings to proceed and ensure resolution.
- The Foreclosure Department dismissed 549 matters where there was a stipulation of settlement, discontinuance or other resolution between lender and homeowner.
- Saw a 40% drop in cases over standards and goals, with a 51% drop in foreclosure cases over standards and goals since the start of the Excellence Initiative.

PRIORITIES FOR 2019

Criminal Term

- Continue with the practice that all parties should expect a case to go forward when cases are adjourned for hearing or trial.
- Focus on prompt resolution of all Youth Part cases.

Civil Term

- Implement the Universal Case Management System to replace two older systems, which will streamline access to case information and data.
- Resolve older residential foreclosure matters in the Status Conference parts.
- Continue servicer calendars, where individual lenders can meet with numerous homeowners in a given day to concentrate on resolution.
- Continue the Foreclosure Expedited Trial Part, to accelerate resolution of foreclosure cases where the defendant has failed to appear.
- Continue the Matrimonial/Foreclosure Part, designed to address foreclosure actions where active matrimonial actions are pending

QUEENS COUNTY SUPREME COURT - FELONY CASE TRENDS					
	2015	2016	2017	2018	15-18 Change
New Cases Filed	3,077	3,001	2,984	2,839	-8%
Cases Disposed	3,390	3,340	3,230	2,982	-12%
Pending Cases	1,387	1,312	1,276	1,427	3%
Over S&G	838	766	716	622	-26%

QUEENS COUNTY SUPREME COURT - CIVIL CASE TRENDS					
	2015	2016	2017	2018	15-18 Change
Total Caseload					
New Cases Filed	20,180	20,006	19,835	19,361	-4%
Cases Disposed	20,230	24,494	21,566	21,297	5%
Pending Cases	30,218	27,996	26,993	26,018	-14%
Over S&G	5,446	4,362	3,801	3,255	-40%
Caseload Without Foreclosures					
New Cases Filed	16,752	17,363	17,811	17,453	4%
Cases Disposed	16,205	19,882	17,745	17,965	11%
Pending Cases	20,207	20,536	21,422	21,551	7%
Over S&G	1,527	1,450	1,393	1,352	-11%
Foreclosure Caseload					
New Cases Filed	3,428	2,643	2,024	1,908	-44%
Cases Disposed	4,025	4,612	3,821	3,332	-17%
Pending Cases	10,011	7,460	5,571	4,467	-55%
Over S&G	3,919	2,912	2,408	1,903	-51%

RICHMOND COUNTY SUPREME COURT

2018 PROGRESS

Criminal Term

- The court developed a mechanism for tackling cases that are at least 120 days past arraignment, which includes holding pre-appearance conferences with mandatory attendance by the prosecutor and defense counsel, requiring that discovery and all Rosario material be made available before the conference, and setting a firm trial date for any cases not resolved at the appearance following this conference.
- The court has seen an overall 12% reduction in felony cases over standards and goals since the end of 2015, and the number of felony cases resolved increased by 27% during the same time period.

Civil Term

- The court revamped the procedure for handling residential foreclosure actions to provide greater oversight and scrutiny at each appearance.
 - At the initial settlement conference, a Foreclosure Settlement Conference Intake Form is completed and reviewed by the judge.
 - At any subsequent conference, a status form is completed and reviewed by the judge.
 - When a case is not likely to be settled, discontinued, or stayed, it is transferred to the Residential Foreclosure Part calendar for dismissal.
- There has been a 23% reduction in civil cases over standards and goals since the end of 2015.

PRIORITIES FOR 2019

Criminal Term

- The court will follow through on its new procedures in order to resolve older felony cases.

Civil Term

- The court is reviewing and updating the list of local organizations that provide foreclosure prevention assistance to ensure that homeowners are provided with access to justice.

RICHMOND COUNTY SUPREME COURT - FELONY CASE TRENDS					
	2015	2016	2017	2018	15-18 Change
New Cases Filed	625	644	681	793	27%
Cases Disposed	597	678	757	738	24%
Pending Cases	294	280	272	393	34%
Over S&G	139	127	122	155	12%

RICHMOND COUNTY SUPREME COURT - CIVIL CASE TRENDS					
	2015	2016	2017	2018	15-18 Change
Total Caseload					
New Cases Filed	4,108	3,839	3,892	3,583	-13%
Cases Disposed	4,439	4,232	4,019	3,401	-23%
Pending Cases	3,992	3,683	3,714	3,939	-1%
Over S&G	411	366	317	424	3%
Caseload Without Foreclosures					
New Cases Filed	2,791	2,813	3,040	2,850	2%
Cases Disposed	2,856	2,811	3,148	2,857	0%
Pending Cases	2,861	2,940	2,981	3,031	6%
Over S&G	297	261	223	331	11%
Foreclosure Caseload					
New Cases Filed	1,317	1,026	852	733	-44%
Cases Disposed	1,583	1,421	871	544	-66%
Pending Cases	1,131	743	733	908	-20%
Over S&G	114	105	94	93	-18%

SUFFOLK COUNTY

2018 PROGRESS

Felonies

- The Trial Assignment Part continued the reduction of the oldest cases, with only 9% of pending felonies over standards and goals.
- Pending felony cases decreased by 29% since the end of 2015, and pending felony cases over standards and goals decreased by 75% in that time.
- At the end of 2018, only 4 cases were older than one year.

Civil Cases

- Launched a Matrimonial Mediation Pilot in 2018, with expansion plans for 2019.
- The backlog of uncontested divorce cases was reduced from 10 months to 6 weeks as a result of a collaborative project involving judges and court attorneys from the Matrimonial Parts and Family Court.
- The consolidation of foreclosure actions before a limited number of judges was successful. Pending foreclosure cases dropped 53%, by over 9,000 cases, and foreclosures over standards and goals dropped by 36%, since the beginning of the Excellence Initiative.
- Total cases over standards and goals decreased 33% since the beginning of the Excellence Initiative.

Family Court

- Since 2017 ended, cases over standards and goals dropped 52%.
- Continued to excel in special programs to protect children and promote safer and timelier permanency, including Family Treatment Court.
- Introduced additional safeguards, guidelines and monitoring procedures on permanency hearings to ensure children do not languish in foster care.
- Fully implemented the digital signature functionality in UCMS. All jurists now utilize a digital signature for all UCMS-generated orders.

Misdemeanors

- Since beginning the Excellence Initiative, misdemeanors over standards and goals dropped 59%, with a 40% drop since the end of 2017.
- The Supervising Judge continued to preside over an "Old Case Part" which was expanded to 3 days each week. Each judge has designated 1 day a week to preside over an old case calendar.
- Accepted pleas on aggravated unlicensed operation cases, with adjournment of sentencing to clear licenses, which helped decrease cases over standards and goals.
- Added the Comprehensive Addiction & Recovery Education Program (CARE) to traditional drug court to help combat opioid addiction. Eligible individuals receive treatment for a specific period of time, typically 90 days, and if successful, charges are dismissed.

PRIORITIES FOR 2019

- Focus on reducing all matters pending over one year.

SUFFOLK COUNTY - FELONY CASE TRENDS					
	2015	2016	2017	2018	15-18 Change
New Cases Filed	2,905	2,684	2,645	2,395	-18%
Cases Disposed	2,801	3,152	2,964	2,775	-1%
Pending Cases	879	655	689	627	-29%
Over S&G	237	99	82	59	-75%

SUFFOLK COUNTY - CIVIL CASE TRENDS					
	2015	2016	2017	2018	15-18 Change
Total Caseload					
New Cases Filed	20,886	19,099	16,607	16,127	-23%
Cases Disposed	20,246	25,071	20,626	19,034	-6%
Pending Cases	36,205	30,860	27,347	25,033	-31%
Over S&G	12,055	9,659	9,195	8,050	-33%
Caseload Without Foreclosures					
New Cases Filed	13,503	14,218	12,913	12,674	-6%
Cases Disposed	14,398	16,445	13,660	12,926	-10%
Pending Cases	18,531	16,693	16,393	16,649	-10%
Over S&G	6,253	4,378	4,120	4,363	-30%
Foreclosure Caseload					
New Cases Filed	7,383	4,881	3,694	3,453	-53%
Cases Disposed	5,848	8,626	6,966	6,108	4%
Pending Cases	17,674	14,167	10,954	8,384	-53%
Over S&G	5,802	5,281	5,075	3,687	-36%

SUFFOLK COUNTY - FAMILY COURT TRENDS					
	2015	2016	2017	2018	15-18 Change
New Cases Filed	44,416	43,692	43,171	39,689	-11%
Cases Disposed	43,895	43,030	42,697	40,723	-7%
Pending Cases	8,938	9,220	9,455	8,208	-8%
Over 180 Days	270	447	412	198	-27%

SUFFOLK COUNTY - LOWER COURT CRIMINAL TRENDS					
	2015	2016	2017	2018	15-18 Change
New Cases Filed*	60,001	58,396	59,134	56,420	-6%
Cases Disposed*	55,058	61,209	61,101	59,509	8%
Misdemeanors Pending	18,708	13,968	14,227	9,682	-48%
Misdemeanors Over S&G	12,925	9,257	8,927	5,313	-59%

* Includes Felony Complaints, Misdemeanors, and Violations/Infractions because local databases outside NYC do not separate the categories.

NASSAU COUNTY

2018 PROGRESS

Felonies

- Reduced felonies pending more than 18 months from 30 to 6. In that time, there has been a 42% overall reduction in felony cases over standards and goals.
- Completed planning and grant funding for a new Opioid Court.
- Opened the Youth Part in conjunction with the Raise the Age legislation.

Civil Cases

- Continued to achieve multi-year reductions in foreclosure matters and other civil cases.
- Cases pending were reduced 34% since the beginning of the Excellence Initiative with the percentage of foreclosure cases over standards and goals and all civil cases over standards and goals reduced by 85% and 69%, respectively, during that timeframe.

Family Court

- There was a 19% reduction of pending cases since the end of 2017, and a 38% reduction since 2015 ended.
- Since the end of 2017, there was a 38% reduction in cases over standards and goals, with an 82% reduction since the Excellence Initiative began.

Misdemeanors

- Reduced inventory of cases pending over one year to just 2%.
- Since beginning the Excellence Initiative, cases over standards and goals dropped 36%.

PRIORITIES FOR 2019

- Continue to focus on implementation of the Raise the Age legislation and efficient management of the Youth Part.
- Establish a local access to justice committee as well as a local workforce committee, both of which will identify partners and stakeholders in the community to further enhance the objectives of the Excellence Initiative.
- Eliminate all District Court criminal cases pending over one year.

NASSAU COUNTY - FELONY CASE TRENDS					
	2015	2016	2017	2018	15-18 Change
New Cases Filed	2,048	2,058	2,148	2,140	4%
Cases Disposed	1,959	2,436	2,247	2,205	13%
Pending Cases	771	544	469	481	-38%
Over S&G	309	216	194	180	-42%

NASSAU COUNTY - CIVIL CASE TRENDS					
	2015	2016	2017	2018	15-18 Change
Total Caseload					
New Cases Filed	20,707	20,586	17,668	16,650	-20%
Cases Disposed	20,496	30,403	20,175	17,090	-17%
Pending Cases	33,708	24,018	21,920	22,389	-34%
Over S&G	8,827	3,685	2,719	2,758	-69%
Caseload Without Foreclosures					
New Cases Filed	16,935	17,027	15,107	13,996	-17%
Cases Disposed	17,080	21,482	14,352	14,244	-17%
Pending Cases	21,606	17,215	18,468	18,766	-13%
Over S&G	3,897	1,625	2,161	2,028	-48%
Foreclosure Caseload					
New Cases Filed	3,772	3,559	2,561	2,654	-30%
Cases Disposed	3,416	8,921	5,823	2,846	-17%
Pending Cases	12,102	6,803	3,452	3,623	-70%
Over S&G	4,930	2,060	558	730	-85%

NASSAU COUNTY - FAMILY COURT TRENDS					
	2015	2016	2017	2018	15-18 Change
New Cases Filed	20,451	19,739	19,100	17,822	-13%
Cases Disposed	20,060	20,255	19,641	18,518	-8%
Pending Cases	5,721	5,019	4,367	3,551	-38%
Over 180 Days	890	476	255	158	-82%

NASSAU COUNTY - LOWER COURT CRIMINAL TRENDS					
	2015	2016	2017	2018	15-18 Change
New Cases Filed*	35,009	34,604	35,710	34,273	-2%
Cases Disposed*	36,304	35,862	39,450	38,406	6%
Misdemeanors Pending	9,137	9,792	8,918	6,946	-24%
Misdemeanors Over S&G	5,651	6,108	5,123	3,608	-36%

* Includes Felony Complaints, Misdemeanors, and Violations/Infractions because local databases outside NYC do not separate the categories.

NINTH JUDICIAL DISTRICT

Dutchess, Orange, Putnam, Rockland & Westchester Counties

2018 PROGRESS

Felonies

- At the end of 2015, 78 of 615 pending felonies were over standards and goals. 2018 ended with only 8 of 473 pending felonies over standards and goals.
- Cases over standards and goals remained at 2% at the end of 2018, and there has not been a single felony indictment one year over standards and goals in more than 4 years.

Civil Cases

- District-wide, there was a 49% reduction in cases over standards and goals since the end of 2015.
- At the end of 2018, only 11% of pending cases in Supreme Court were over standards and goals. Orange and Westchester Counties reduced pending cases beyond standards and goals to 7%. In Westchester, non-foreclosure cases over standards and goals were down to 1%.
- While keeping the integrity of the Westchester County Matrimonial Part's rules and procedures intact, after extensive meetings with the Matrimonial Bar, additional judicial resources were allocated to the Part, and all operations have been centralized to increase efficiency, productivity, and security.

Family Court

- Pending cases dropped by 33% since the end of 2015, with a 62% reduction in pending cases over 180 days.
- Since the end of 2017, pending cases decreased by 25% with only 6% of the cases pending over 180 days at the close of 2018.
- Putnam and Rockland Counties implemented the Child Welfare Court Improvement Project, which promotes the safety and well-being of abused and neglected children and improves standards and goals by helping children reach permanency faster.
- In collaboration with the Permanent Judicial Commission on Justice for Children, New York University and NYS Division of Criminal Justice Services, the Westchester County Girls' Justice Initiative was launched in October 2018. The mission is to provide a trauma-informed probation and court-based approach for girls involved in the juvenile justice system.

Misdemeanors

- City Courts achieved a 56% reduction in cases over standards and goals from the end of 2017 to the end of 2018.
- A new Misdemeanor Domestic Violence Court was implemented in Westchester County.

PRIORITIES FOR 2019

- The District remains committed to the Excellence Initiative and will endeavor to reduce the number of cases pending beyond standards and goals and reduce backlogs in all courts, with a focus on misdemeanor cases and foreclosure matters.
- Seek approval to implement a teleconferencing pilot program in Westchester County Supreme Court for Article 9 proceedings. In partnership with the Westchester Medical Center Health Network and Mental Hygiene Legal Services, the program will permit patients to appear remotely in court from the medical facility using advanced technology.

NINTH JUDICIAL DISTRICT - FELONY CASE TRENDS					
	2015	2016	2017	2018	15-18 Change
New Cases Filed	2,922	2,832	3,151	3,018	3%
Cases Disposed	3,044	3,124	3,144	3,079	1%
Pending Cases	615	416	442	473	-23%
Over S&G	78	13	7	8	-90%

NINTH JUDICIAL DISTRICT - CIVIL CASE TRENDS					
	2015	2016	2017	2018	15-18 Change
Total Caseload					
New Cases Filed	22,163	20,692	19,335	18,935	-15%
Cases Disposed	22,561	24,297	27,389	24,353	8%
Pending Cases	26,624	24,045	17,435	18,709	-30%
Over S&G	4,199	4,015	2,630	2,150	-49%
Caseload Without Foreclosures					
New Cases Filed	16,175	16,012	15,574	15,487	-4%
Cases Disposed	16,593	17,541	21,094	18,727	13%
Pending Cases	15,214	14,889	10,875	13,392	-12%
Over S&G	1,793	1,507	614	686	-62%
Foreclosure Caseload					
New Cases Filed	5,988	4,680	3,761	3,448	-42%
Cases Disposed	5,968	6,756	6,295	5,626	-6%
Pending Cases	11,410	9,156	6,560	5,317	-53%
Over S&G	2,406	2,508	2,016	1,464	-39%

NINTH JUDICIAL DISTRICT - FAMILY COURT TRENDS					
	2015	2016	2017	2018	15-18 Change
New Cases Filed	20,451	19,739	19,100	17,822	-13%
Cases Disposed	20,060	20,255	19,641	18,518	-8%
Pending Cases	5,721	5,019	4,367	3,551	-38%
Over 180 Days	890	476	255	158	-82%

NINTH JUDICIAL DISTRICT - LOWER COURT CRIMINAL TRENDS					
	2015	2016	2017	2018	15-18 Change
New Cases Filed*	31,305	33,778	29,619	27,933	-11%
Cases Disposed*	28,256	30,159	28,750	27,839	-1%
Misdemeanors Pending	3,894	3,702	3,315	2,053	-47%
Misdemeanors Over S&G	1,953	1,938	1,582	693	-65%

* Includes Felony Complaints, Misdemeanors, and Violations/Infractions because local databases outside NYC do not separate the categories.

EIGHTH JUDICIAL DISTRICT

Allegany, Cattaraugus, Chautauqua, Erie, Genesee, Niagara, Orleans & Wyoming Counties

2018 PROGRESS

District-Wide

- All City Courts were converted to Universal Case Management System for more accurate case reporting.
- The District added a second Opioid Intervention Court in Niagara Falls City Court, joining the Opioid Intervention Court that opened in Buffalo City Court in May 2017.

Felonies

- Since beginning the Excellence Initiative, cases over standards and goals dropped 54%.

Civil Cases

- Erie County Court worked with the City of Buffalo before in rem tax foreclosure sales to offer homeowners an opportunity to work out payment agreements. During a 3-day period, over 1,100 orders were signed, allowing homeowners the opportunity to avoid tax foreclosure.
- Foreclosures over standards and goals dropped 31% since the end of 2017.
- Since beginning the Excellence Initiative, foreclosures over standards and goals dropped 55%.
- Nearly 95% of litigants had representation at foreclosure conferences, with help from Access to Justice Partners.
- Settlements in the Foreclosure Conference Part increased by 42% from the end of 2017 to the end of 2018.

Family Court

- Erie Family Court had nearly all judges and non-judicial staff entering case notes into the Universal Case Management System through a Digital (paperless) Project. Erie also successfully expanded the Remote Temporary Order of Protection Project to three sites in collaboration with the Family Justice Center of Erie County.
- Chautauqua Family Court began the Elder Justice Navigator Project, which supports training of court personnel to spot elder abuse in matters such as foreclosures and guardianships, where the abuse may be present but not identified as the main issue in a case.
- Since beginning the Excellence Initiative, cases over standards and goals dropped 38%, with only 3% of all cases pending over standards and goals by the end of 2018.

Misdemeanors

- Misdemeanors over standards and goals in the District fell 56% from the end of 2017 to the end of 2018.

PRIORITIES FOR 2019

- Open an Integrated Domestic Violence (IDV) Part in Cattaraugus County.
- Implement Criminal Court e-filing in Erie Supreme and County Court.
- Expand the Family Court Remote Temporary Order of Protection Program to Niagara County, which is currently piloting in Erie and Chautauqua Counties.

EIGHTH JUDICIAL DISTRICT - FELONY CASE TRENDS					
	2015	2016	2017	2018	15-18 Change
New Cases Filed	2,883	3,258	3,151	3,103	8%
Cases Disposed	3,176	3,364	3,384	3,372	6%
Pending Cases	629	651	673	570	-9%
Over S&G	129	103	92	59	-54%

EIGHTH JUDICIAL DISTRICT - CIVIL CASE TRENDS					
	2015	2016	2017	2018	15-18 Change
Total Caseload					
New Cases Filed	10,522	9,936	9,412	10,422	-1%
Cases Disposed	10,936	11,340	11,442	13,003	19%
Pending Cases	12,144	11,069	8,424	8,989	-26%
Over S&G	2,246	2,135	1,708	1,411	-37%
Caseload Without Foreclosures					
New Cases Filed	7,713	7,607	7,387	8,476	10%
Cases Disposed	7,720	8,117	8,597	10,275	33%
Pending Cases	8,299	8,046	6,159	7,094	-15%
Over S&G	1,641	1,568	1,310	1,136	-31%
Foreclosure Caseload					
New Cases Filed	2,809	2,329	2,025	1,946	-31%
Cases Disposed	3,216	3,223	2,845	2,728	-15%
Pending Cases	3,845	3,023	2,265	1,895	-51%
Over S&G	605	567	398	275	-55%

EIGHTH JUDICIAL DISTRICT - FAMILY COURT TRENDS					
	2015	2016	2017	2018	15-18 Change
New Cases Filed	63,104	63,506	62,012	58,787	-7%
Cases Disposed	61,778	63,035	61,268	59,840	-3%
Pending Cases	16,212	16,196	16,434	15,026	-7%
Over 180 Days	674	595	553	419	-38%

EIGHTH JUDICIAL DISTRICT - LOWER COURT CRIMINAL TRENDS					
	2015	2016	2017	2018	15-18 Change
New Cases Filed*	36,023	33,219	33,757	30,555	-15%
Cases Disposed*	34,561	34,616	33,139	31,639	-8%
Misdemeanors Pending	4,921	3,685	3,726	2,712	-45%
Misdemeanors Over S&G	1,768	896	1,045	464	-74%

* Includes Felony Complaints, Misdemeanors, and Violations/Infractions because local databases outside NYC do not separate the categories.

SEVENTH JUDICIAL DISTRICT

Cayuga, Livingston, Monroe, Ontario, Seneca, Steuben, Wayne & Yates Counties

2018 PROGRESS

District-Wide

- Continued the Excellence Initiative Cabinet, which strives to manage and advance the administration of justice for those served by the courts.
- Used Case Management Action Plan (CMAP), where chief clerks met with judges to discuss pending caseloads, including cases approaching or over standards and goals. Chief clerks reported the results to the District Executive and Administrative Judge for monitoring.
- Quarterly meetings of working groups for each court type, focused on standards and goals.
- Administrative Judge's Planning Task Force had quarterly meetings of over 70 employees and community partners to improve efficiency and effectiveness of court operations while enhancing the quality of service to customers.
- Two Opioid Stabilization Courts were opened in Rochester and Canandaigua City Courts.

Felonies

- Felonies over standards and goals dropped 21% since the end of 2017 and 82% since the end of 2015, and there are currently no cases pending more than one year over standards and goals.

Civil Cases

- Cases over standards and goals reduced 21% since the end of 2017 and 63% since the Excellence Initiative began.
- Civil and Surrogate e-filing was active in all 8 counties.

Family Court

- CMAP was updated to provide for monitoring of wait times between petition filing and first appearance and between hearing dates and any adjourned dates.
- District-wide Mediation Diversion Program offered mediation in custody/visitation cases.
- All 8 counties participated in the Child Support E-Share pilot, allowing litigants to file locally for child support and paternity cases and receive their court date and summons immediately.
- Monroe County piloted a "Check In Module," allowing electronic check-in for attorney/litigants.
- Since beginning the Excellence Initiative, cases over standards and goals dropped 46%, with only 4% of pending cases over standards and goals.

Misdemeanors

- Since beginning the Excellence Initiative, cases over standards and goals have dropped 42%.

PRIORITIES FOR 2019

- Monroe County will open a criminal e-filing pilot.
- Reduce Family Court wait time and monitor the time between the filing of the petition and the first appearance and between the hearing date and any adjournments.

SEVENTH JUDICIAL DISTRICT - FELONY CASE TRENDS					
	2015	2016	2017	2018	15-18 Change
New Cases Filed	3,756	3,478	3,394	3,266	-13%
Cases Disposed	3,662	3,838	3,589	3,462	-5%
Pending Cases	1,059	706	643	576	-46%
Over S&G	249	92	58	46	-82%

SEVENTH JUDICIAL DISTRICT - CIVIL CASE TRENDS					
	2015	2016	2017	2018	15-18 Change
Total Caseload					
New Cases Filed	11,120	10,667	10,730	8,663	-22%
Cases Disposed	12,040	13,930	13,397	10,021	-17%
Pending Cases	7,820	6,026	5,189	5,067	-35%
Over S&G	1,363	837	635	500	-63%
Caseload Without Foreclosures					
New Cases Filed	8,538	8,310	8,753	6,649	-22%
Cases Disposed	8,707	10,406	10,608	7,501	-14%
Pending Cases	5,687	4,633	3,113	3,182	-44%
Over S&G	1,088	699	372	263	-76%
Foreclosure Caseload					
New Cases Filed	2,582	2,357	1,977	2,014	-22%
Cases Disposed	3,333	3,524	2,789	2,520	-24%
Pending Cases	2,133	1,393	2,076	1,885	-12%
Over S&G	275	138	263	237	-14%

SEVENTH JUDICIAL DISTRICT - FAMILY COURT TRENDS					
	2015	2016	2017	2018	15-18 Change
New Cases Filed	51,419	49,244	48,581	47,440	-8%
Cases Disposed	49,817	50,576	49,104	47,769	-4%
Pending Cases	13,185	11,735	11,051	10,666	-19%
Over 180 Days	786	345	444	426	-46%

SEVENTH JUDICIAL DISTRICT - LOWER COURT CRIMINAL TRENDS					
	2015	2016	2017	2018	15-18 Change
New Cases Filed*	17,351	15,980	15,971	14,376	-17%
Cases Disposed*	17,372	17,751	16,873	14,843	-15%
Misdemeanors Pending	2,396	1,514	1,571	1,633	-32%
Misdemeanors Over S&G	823	476	410	479	-42%

* Includes Felony Complaints, Misdemeanors, and Violations/Infractions because local databases outside NYC do not separate the categories.

SIXTH JUDICIAL DISTRICT

Broome, Chemung, Chenango, Cortland, Delaware, Madison, Otsego, Schuyler, Tioga & Tompkins Counties

2018 PROGRESS

District-Wide

- Standards and goals statistics were used by the clerks and judges to prioritize scheduling of cases.
- Regular meetings were held between the District Executive and the Administrative Judge to review statistical trends and identify problems.

Felonies

- From the beginning of the Excellence Initiative to the end of 2018, there was a 47% drop in cases over standards and goals district-wide, and a 12% reduction since the end of 2017.
- Broome County reduced cases over standards and goals from 50% at the end of 2015 to 7% at the end of 2018.

Civil Cases

- Continued use of court attorney-referees has reduced the percentage of foreclosure cases over standards and goals since the end of 2015 by 24%, and the overall pending caseload by 34%. Foreclosures over standards and goals have dropped 40% since the end of 2017.
- Clerks continued to review priority cases with the judges, resulting in reductions of pending cases by 14% and cases over standards and goals by 22% in the last year.

Family Court

- Since beginning the Excellence Initiative, cases over standards and goals dropped 23%, with 6% of cases pending over standards and goals at the end of 2018.

Misdemeanors

- Increased the number of jury terms and double- or triple-booked hearings, streamlining operations.
- District-wide, cases over standards and goals were reduced by 73% since the end of 2015, and 40% since the end of 2017. The Cortland City Court reduced cases over standards and goals by 94% since the end of 2015, with a 69% drop from the end of 2017 to the close of 2018 alone.

PRIORITIES FOR 2019

- The Administrative Judge and District Executive will continue to work with judges in each court to streamline procedures and closely monitor standards and goals percentages. Regular progress reports will be given to judges and issues addressed throughout the year.

SIXTH JUDICIAL DISTRICT - FELONY CASE TRENDS					
	2015	2016	2017	2018	15-18 Change
New Cases Filed	1,972	1,972	1,772	1,960	-1%
Cases Disposed	2,119	1,939	1,888	1,895	-11%
Pending Cases	462	505	442	467	1%
Over S&G	139	145	83	73	-47%

SIXTH JUDICIAL DISTRICT - CIVIL CASE TRENDS					
	2015	2016	2017	2018	15-18 Change
Total Caseload					
New Cases Filed	3,538	3,545	3,279	3,345	-5%
Cases Disposed	3,692	4,181	4,014	3,844	4%
Pending Cases	4,904	4,308	3,783	3,239	-34%
Over S&G	1,260	1,053	874	682	-46%
Caseload Without Foreclosures					
New Cases Filed	2,197	2,405	2,263	2,396	9%
Cases Disposed	2,270	2,676	2,512	2,405	6%
Pending Cases	2,936	2,577	2,188	2,003	-32%
Over S&G	962	764	497	456	-53%
Foreclosure Caseload					
New Cases Filed	1,341	1,140	1,016	949	-29%
Cases Disposed	1,422	1,505	1,502	1,439	1%
Pending Cases	1,968	1,731	1,595	1,236	-37%
Over S&G	298	289	377	226	-24%

SIXTH JUDICIAL DISTRICT - FAMILY COURT TRENDS					
	2015	2016	2017	2018	15-18 Change
New Cases Filed	41,840	39,748	38,500	38,567	-8%
Cases Disposed	42,107	39,728	38,914	39,419	-6%
Pending Cases	9,810	9,631	9,023	8,010	-18%
Over 180 Days	673	514	487	520	-23%

SIXTH JUDICIAL DISTRICT - LOWER COURT CRIMINAL TRENDS					
	2015	2016	2017	2018	15-18 Change
New Cases Filed*	15,187	13,364	12,662	11,634	-23%
Cases Disposed*	15,315	14,041	12,986	12,778	-17%
Misdemeanors Pending	2,190	1,317	1,448	1,182	-46%
Misdemeanors Over S&G	1,273	487	567	342	-73%

* Includes Felony Complaints, Misdemeanors, and Violations/Infractions because local databases outside NYC do not separate the categories.

FIFTH JUDICIAL DISTRICT

Herkimer, Jefferson, Lewis, Oneida, Onondaga & Oswego Counties

2018 PROGRESS

District-Wide

- Continued meetings with the Supervising Judges to re-enforce the Excellence Initiative, review standards and goals, and implement new policies.
- The chief clerks in all courts continued to provide judges with monthly updates on cases over standards and goals, and the Supervising Judges had regular discussions with their judges regarding caseloads and the effective disposition of matters within standards and goals.
- Monthly visits from the Administrative Judge to each county within the District to check in with the courts.
- Commenced an Access to Justice For All Initiative in Onondaga County.

Felonies

- Felonies over standards and goals dropped 16% since the end of 2017.
- Onondaga County had the fourth highest number of adolescent and juvenile offender cases of any county in the State, and the highest outside New York City.

Civil Cases

- Despite losing 3 Justices to retirement, in 2018 cases over standards and goals were reduced by 12%, from 528 cases to 464 cases, with a 22% reduction of non-foreclosure cases over standards and goals.
- Since beginning the Excellence Initiative, all civil cases over standards and goals dropped 55%.

Family Court

- Kept standards and goals at 3%, despite heavy caseloads.
- Full compliance by Support Magistrates with timelines for scheduling and disposition of willful violation cases was accomplished.

Misdemeanors

- A Mental Health Part was developed in Syracuse City Court and began operation in January 2019.
- Opioid Parts were developed in Syracuse City Court and Oswego County Court and began operation in January 2019.
- A Human Trafficking Hub Part was established in Syracuse City Court.
- Planning for a Human Trafficking Hub Part in Utica City Court commenced and the court will become operational in 2019.
- Veteran's Parts were planned for Syracuse City Court and Watertown City Court and will begin operation in 2019.
- Since beginning the Excellence Initiative, cases over standards and goals dropped 39%.

PRIORITIES FOR 2019

- Reduce the number of misdemeanor cases over standards and goals District-wide, with a particular focus on Syracuse City Court.

FIFTH JUDICIAL DISTRICT - FELONY CASE TRENDS					
	2015	2016	2017	2018	15-18 Change
New Cases Filed	2,864	3,133	3,086	2,713	-5%
Cases Disposed	2,971	3,089	3,160	2,943	-1%
Pending Cases	414	530	514	428	3%
Over S&G	32	50	37	31	-3%

FIFTH JUDICIAL DISTRICT - CIVIL CASE TRENDS					
	2015	2016	2017	2018	15-18 Change
Total Caseload					
New Cases Filed	7,738	7,166	6,550	6,718	-13%
Cases Disposed	8,431	8,538	8,184	6,944	-18%
Pending Cases	6,788	5,808	4,682	4,501	-34%
Over S&G	1,031	854	528	464	-55%
Caseload Without Foreclosures					
New Cases Filed	5,335	5,246	4,908	5,212	-2%
Cases Disposed	5,648	5,907	5,772	4,995	-12%
Pending Cases	4,207	3,821	2,963	2,988	-29%
Over S&G	811	636	347	272	-66%
Foreclosure Caseload					
New Cases Filed	2,403	1,920	1,642	1,506	-37%
Cases Disposed	2,783	2,631	2,412	1,949	-30%
Pending Cases	2,581	1,987	1,719	1,513	-41%
Over S&G	220	218	181	192	-13%

FIFTH JUDICIAL DISTRICT - FAMILY COURT TRENDS					
	2015	2016	2017	2018	15-18 Change
New Cases Filed	46,797	46,643	48,006	46,361	-1%
Cases Disposed	46,146	48,204	47,087	47,620	3%
Pending Cases	11,928	10,423	11,233	10,240	-14%
Over 180 Days	385	274	275	285	-26%

FIFTH JUDICIAL DISTRICT - LOWER COURT CRIMINAL TRENDS					
	2015	2016	2017	2018	15-18 Change
New Cases Filed*	27,127	26,702	25,613	24,729	-9%
Cases Disposed*	24,303	25,954	27,106	25,665	6%
Misdemeanors Pending	3,511	3,317	3,067	2,509	-29%
Misdemeanors Over S&G	1,573	1,415	993	967	-39%

* Includes Felony Complaints, Misdemeanors, and Violations/Infractions because local databases outside NYC do not separate the categories.

FOURTH JUDICIAL DISTRICT

Clinton, Essex, Franklin, Fulton, Hamilton, Montgomery, Saratoga, Schenectady,
St. Lawrence, Warren & Washington Counties

2018 PROGRESS

District-Wide

- The Administrative Judge continued to conduct annual individualized case management meetings with the District's judges, reviewing case inventory, as well as standards and goals trends.
- The District Executive conducted monthly Excellence Initiative meetings with the District's chief clerks for each separate court type, reviewing standards and goals performance in each county and brainstorming strategies. The meetings also offered an important forum for the chief clerks to collaborate and share information about successful case management techniques.

Felonies

- There was a 68% drop in the number of felony cases pending over standards and goals since the end of 2015. The following courts had no felonies over standards and goals for the entire 2018 calendar year: Clinton County Court, Montgomery County Court and Washington County Court.

Civil Cases

- Due to solid performance in the residential settlement parts, foreclosures over standards and goals dropped 29% last year alone.
- Utilized monthly case management meetings to review case management trends; continued monitoring of data entry to ensure accuracy; and, improved performance overall with 87% reduction in non-foreclosure cases pending over standards and goals since the end of 2015.

Family Court

- Only 5% of all pending cases were over 180 days.

Misdemeanors

- Maintained tight case schedules and employed effective case management strategies. Using the dashboard, performance continued to strengthen in the City Courts, with a 73% reduction in misdemeanor cases pending over standards and goals from the beginning of the Excellence Initiative to the end of 2018. In January 2019, the Gloversville City Court achieved a milestone of having no misdemeanors pending over standards and goals.

PRIORITIES FOR 2019

- Focus on innovative case management strategies for custody/visitation cases in Family Court.

FOURTH JUDICIAL DISTRICT - FELONY CASE TRENDS					
	2015	2016	2017	2018	15-18 Change
New Cases Filed	2,209	2,035	2,198	2,324	5%
Cases Disposed	2,227	2,324	2,226	2,349	5%
Pending Cases	466	349	354	395	-15%
Over S&G	57	21	25	18	-68%

FOURTH JUDICIAL DISTRICT - CIVIL CASE TRENDS					
	2015	2016	2017	2018	15-18 Change
Total Caseload					
New Cases Filed	5,970	5,263	5,128	5,226	-12%
Cases Disposed	6,411	9,678	7,620	6,769	6%
Pending Cases	9,445	5,893	4,929	4,412	-53%
Over S&G	2,694	997	764	608	-77%
Caseload Without Foreclosures					
New Cases Filed	3,948	3,626	3,816	3,892	-1%
Cases Disposed	3,767	6,523	5,217	4,561	21%
Pending Cases	5,854	3,653	2,400	2,243	-62%
Over S&G	2,063	647	292	273	-87%
Foreclosure Caseload					
New Cases Filed	2,022	1,637	1,312	1,334	-34%
Cases Disposed	2,644	3,155	2,403	2,208	-16%
Pending Cases	3,591	2,240	2,529	2,169	-40%
Over S&G	631	350	472	335	-47%

FOURTH JUDICIAL DISTRICT - FAMILY COURT TRENDS					
	2015	2016	2017	2018	15-18 Change
New Cases Filed	44,869	43,838	41,020	40,735	-9%
Cases Disposed	44,613	43,691	40,531	41,371	-7%
Pending Cases	10,454	10,346	10,502	9,484	-9%
Over 180 Days	549	421	626	467	-15%

FOURTH JUDICIAL DISTRICT - LOWER COURT CRIMINAL TRENDS					
	2015	2016	2017	2018	15-18 Change
New Cases Filed*	12,665	12,603	12,174	11,894	-6%
Cases Disposed*	12,206	13,509	12,629	12,446	2%
Misdemeanors Pending	1,466	995	1,092	948	-35%
Misdemeanors Over S&G	637	249	270	173	-73%

* Includes Felony Complaints, Misdemeanors, and Violations/Infractions because local databases outside NYC do not separate the categories.

THIRD JUDICIAL DISTRICT

Albany, Columbia, Greene, Rensselaer, Schoharie, Sullivan & Ulster Counties

2018 PROGRESS

District-Wide

- Continued meetings between Administrative Judge and Supervising Judges to brainstorm how to improve case management in various courts.
- Sent email updates to judges to keep them informed of progress and, in some instances, individual judges were asked to prepare a plan to reduce their inventory of cases over standards and goals.

Felonies

- Continued to proactively monitor pending felonies, and assigned cases to visiting judges.
- Since the end of 2015, pending felony cases over standards and goals have seen a 55% reduction.

Civil Cases

- Continued the dedicated Foreclosure Parts headed by court-attorney referees, in Albany, Rensselaer, Greene and Schoharie Counties, and expanded to Sullivan County.
- In Columbia County, a judge began a foreclosure settlement part, reducing the number of such cases over standards and goals by 32%.
- Overall, since the end of 2015, there was a 71% drop in civil cases over standards and goals, with an 80% drop in non-foreclosure cases over standards and goals.

Family Court

- For the third straight year, only 3% of the District's pending cases were over standards and goals.
- To better serve the public, the District opened a new Family Court facility in Ulster County.
- Since beginning the Excellence Initiative, cases over standards and goals dropped 72%.

Misdemeanors

- Since beginning the Excellence Initiative, cases over standards and goals dropped 22%.

PRIORITIES FOR 2019

- A new Supervising Judge will oversee all domestic violence and integrated domestic violence courts, as well as development of youth mentoring programs along with an advisory panel.
- Begin a pilot expanding use of court-attorney referees for settlement of matrimonial actions in Ulster County.
- Work with the Access to Justice Committee in Albany County to help litigants access services.
- Expand e-filing in both Supreme and Surrogate's Courts.
- Clean up data in Supreme and County Courts in preparation for conversion to new case management systems.

THIRD JUDICIAL DISTRICT - FELONY CASE TRENDS					
	2015	2016	2017	2018	15-18 Change
New Cases Filed	2,142	2,022	2,099	2,079	-3%
Cases Disposed	2,234	2,191	2,252	2,231	0%
Pending Cases	462	419	358	391	-15%
Over S&G	94	73	54	42	-55%

THIRD JUDICIAL DISTRICT - CIVIL CASE TRENDS					
	2015	2016	2017	2018	15-18 Change
Total Caseload					
New Cases Filed	8,631	8,168	7,672	7,518	-13%
Cases Disposed	8,901	10,071	10,263	9,022	1%
Pending Cases	10,305	8,583	6,592	5,963	-42%
Over S&G	2,156	1,517	917	632	-71%
Caseload Without Foreclosures					
New Cases Filed	6,083	6,190	6,077	6,064	0%
Cases Disposed	6,045	6,875	7,317	6,661	10%
Pending Cases	6,036	5,379	4,097	3,967	-34%
Over S&G	1,562	965	358	316	-80%
Foreclosure Caseload					
New Cases Filed	2,548	1,978	1,595	1,454	-43%
Cases Disposed	2,856	3,196	2,946	2,361	-17%
Pending Cases	4,269	3,204	2,495	1,996	-53%
Over S&G	594	552	559	316	-47%

THIRD JUDICIAL DISTRICT - FAMILY COURT TRENDS					
	2015	2016	2017	2018	15-18 Change
New Cases Filed	41,018	40,666	40,754	37,776	-8%
Cases Disposed	41,139	41,408	40,121	39,658	-4%
Pending Cases	11,032	10,048	10,687	8,887	-19%
Over 180 Days	800	332	349	227	-72%

THIRD JUDICIAL DISTRICT - LOWER COURT CRIMINAL TRENDS					
	2015	2016	2017	2018	15-18 Change
New Cases Filed*	13,371	12,471	12,976	11,306	-15%
Cases Disposed*	11,254	12,653	12,600	12,509	11%
Misdemeanors Pending	1,248	1,721	1,572	1,249	0%
Misdemeanors Over S&G	620	693	751	482	-22%

* Includes Felony Complaints, Misdemeanors, and Violations/Infractions because local databases outside NYC do not separate the categories.

NYCOURTS.GOV