

SUMMARY OF LEGISLATIVE RECOMMENDATIONSA. Judiciary LawJud. L. §Proposed Change

503

Amend to provide that all county jury boards consist of the Presiding Justice of the Appellate Division, the Administrative Judge of the Judicial District and an elected Supreme or County Court Judge.

506

Add Department of Social Services and unemployment recipients to master jury source list.

510

Amend to provide that persons are eligible for jury service if they: (a) are U.S. citizens; (b) are 18 years or older; (c) are a resident of the county where called to serve; (d) are able to understand and communicate in English; (e) are not convicted felons; and (f) have not served as a juror in the past 4 years (or 2 years in certified juror shortage counties).

511

Amend to eliminate all occupational disqualifications except for sitting federal and state judges.

512

Repeal.

513

Repeal.

517

Amend to (a) grant jury commissioners broad power to grant non-permanent excuses from jury service if an individual is incapable of serving or would suffer undue hardship, and (b) provide for one deferral as of right to a date for service specified by the juror.

Jud. L. §Proposed Change

519

Amend to permit OCA ombudsman to hold hearings and assess civil penalties for violations.

521

Increase juror compensation to \$40 per day.

527

Amend to simplify enforcement procedures for non-responses to jury questionnaires and summonses.

B. Criminal Procedure Law

CPL §

Proposed Change

New Section

Require voir dire in criminal cases to be on the record.

240

Require District Attorney to disclose Rosario materials to the defense before jury selection begins.

270.25

Reduce number of peremptory challenges permitted for felonies; permit one additional peremptory challenge for each defendant in multi-defendant cases; and give judges discretion to grant additional peremptory challenges in exceptional cases.

310.10

Amend to give judges discretion to order jury sequestration in appropriate cases.

310.20

Amend to give judges discretion to supply a copy of the charge to jurors during deliberations.

C. Civil Practice Law and Rules

CPLR

Proposed Change

Rules 3219, 3220 and 3221

Consolidate into a single procedure for post-note-of-issue offers to compromise that would have former adjudicative effects only as between the settling parties.

§§ 4105, 4106

Repeal.

§ 4109

Amend to provide for three peremptory challenges for each side, plus one additional challenge for every two alternate jurors.

§ 5001

Provide for pre-judgment interest in tort cases, calculated from the date of the Uniform Rule 202.26 pre-trial conference.

New Section

Add new civil voir dire fee.

§ 8201


Include new voir dire fee in costs recoverable by a party in whose favor a judgment is entered.

D. Tax Law

Pass Senate Bill 3730, which would require that New York State taxpayers identify on their income tax forms all adult residents in their households, and that the Department of Taxation and Finance forward the information to OCA.

E. Court Facilities Act


Pass OCA's proposed amendment, which would have the State assume full responsibility for cleaning buildings and routine maintenance/minor repairs.



APPENDIX B


**SUMMARY OF ADMINISTRATIVE RECOMMENDATIONS**

<u>Rule</u>	<u>Proposed Change</u>
§ 122.6, Rules of Chief Administrator	Authorize JHOs to monitor civil <u>voir dire</u> s
§ 128.3, Rules of Chief Administrator	Add Department of Social Services and unemployment recipients to master jury source list.
New Rule	Authorize Chief Administrator of Courts and County Jury Commissioner to determine contents of jury qualification questionnaire.
New Rules	Adopt uniform statewide rules for civil <u>voir dire</u> (see Appendix B).
New Rule	Limit the number of civil juries that can be selected at one time in a civil trial part (1-1-1 rule); require that a picked civil jury be disbanded if trial has not begun after 5 days from date jurors are sworn; and prohibit sending out any prospective juror for a second <u>voir dire</u> until all prospective jurors have been sent out for a first <u>voir dire</u> .
New Rule	Additional uniform juror-use regulations.
New Rule	Create OCA ombudsman to administer and enforce Jud. L. § 519.



**APPENDIX C**

**RAW DATA USED BY  
THE JURY PROJECT IN ANALYSIS  
OF UNDELIVERABLE QUESTIONNAIRES**





**JURY QUESTIONNAIRE RPO PERCENTAGES BY ZIP CODE:**

**COUNTY NAME: BROOME**

ZIP CODE <sup>1</sup>	TOTAL SENT <sup>2</sup>	RPO <sup>3</sup>	PERCENTAGE RETURNED	PERCENTAGE OF AFRICAN AMERICAN TO POP.	PERCENTAGE OF OTHER TO POP.	PERCENTAGE OF POP. BELOW POVERTY LINE
13760	843	301	35.7	.8	1.8	6.4
13790	370	128	34.6	1.4	2.7	10.3
13850	364	106	29.1	1.7	4.7	6
13865	112	24	21.4	.5	.3	9.7
13901	458	186	40.6	3.7	1.4	14.4
13903	422	164	38.9	3.5	2.6	11.4
13904	175	56	32	3	2	9
13905	535	225	42.1	2.8	3	18.1

<sup>1</sup> Only includes zip codes in which 100 or more questionnaires were sent.

<sup>2</sup> MAIL DATES = 4/10/93, 5/15/93, 6/12/93, 7/22/93.

<sup>3</sup> MAIL DATES = 4/10/93, 5/15/93, 6/12/93, 7/22/93.

**JURY QUESTIONNAIRE RPO PERCENTAGES BY ZIP CODE:**

**COUNTY NAME: ERIE**

ZIP CODE <sup>1/</sup>	TOTAL SENT <sup>2/</sup>	RPO <sup>3/</sup>	PERCENTAGE RETURNED	PERCENTAGE OF AFRICAN AMERICAN TO POP.	PERCENTAGE OF OTHER TO POP.	PERCENTAGE OF POP. BELOW POVERTY LINE
14043	144	23	15.9	.5	.8	4.6
14075	199	37	18.6	.3	.7	4.8
14086	111	17	15.3	.3	.4	5.7
14127	155	24	15.5	.6	1.5	3.2
14150	250	41	16.4	.9	1.8	6.2
14206	115	19	16.5	7.3	.9	17.2
14207	105	20	19	2.7	3.5	20.1
14211	198	31	15.7	60.7	1.1	33.8
14213	161	46	28.6	8.1	12.4	32.2
14214	135	34	25.2	33.5	5	22.1
14215	237	48	20.3	54.4	2.4	20.8
14216	146	27	18.5	4.2	1.5	10.2
14217	133	25	18.8	.4	.9	5.6
14218	115	8	6.9	8	2.3	15.5

<sup>1/</sup> Only includes zip codes in which 100 or more questionnaires were sent.

<sup>2/</sup> DATE RANGE = MAIL DATE = 6/26/92.

<sup>3/</sup> DATE RANGE = MAIL DATE = 6/26/92.

ZIP CODE	TOTAL SENT	RPO	PERCENTAGE RETURNED	PERCENTAGE OF AFRICAN AMERICAN TO POP.	PERCENTAGE OF OTHER TO POP.	PERCENTAGE OF POP. BELOW POVERTY LINE
14220	148	26	17.6	.3	2	11.7
14221	242	36	14.9	1.9	4.2	3.6
14223	131	10	7.6	.8	1.8	2.8
14224	207	26	12.6	.4	.5	2.8
14225	211	40	19	.4	.5	6.6
14226	156	32	20.5	3.6	4.3	6.3
14227	137	13	9.5	1.4	.6	3.3

**JURY QUESTIONNAIRE RPO PERCENTAGES BY ZIP CODE:**

**COUNTY NAME: KINGS**

ZIP CODE <sup>1</sup>	TOTAL SENT <sup>2</sup>	RPO <sup>3</sup>	PERCENTAGE RETURNED	PERCENTAGE OF AFRICAN AMERICAN TO POP.	PERCENTAGE OF OTHER TO POP.	PERCENTAGE OF POP. BELOW POVERTY LINE
11201	4723	1411	29.9	28.7	11.4	17.4
11203	7748	1217	15.7	91.5	2.8	13.3
11204	5336	1071	20.1	0.6	11.8	17.8
11205	3013	936	31.1	64.0	16.7	30.9
11206	5975	1345	22.5	43.4	37.8	46.2
11207	7325	1170	16.0	67.4	22.2	33.3
11208	7646	1377	18.0	48.8	31.8	29.7
11209	5291	1299	24.6	0.4	8.2	9.1
11210	5011	852	17.0	45.7	6.9	11.9
11211	6971	1372	19.7	10.1	25.0	41.7
11212	7237	1595	22.0	89.7	7.4	35.4
11213	5510	1176	21.3	83.3	4.3	26.5

<sup>1</sup> Only includes zip codes in which 100 or more questionnaires were sent.

<sup>2</sup> DATE RANGE = 4/3/93 - 6/19/93.

<sup>3</sup> DATE RANGE = 4/3/93 - 6/19/93.

ZIP CODE	TOTAL SENT	RPO	PERCENTAGE RETURNED	PERCENTAGE OF AFRICAN AMERICAN TO POP.	PERCENTAGE OF OTHER TO POP.	PERCENTAGE OF POP. BELOW POVERTY LINE
11214	5992	1379	23.0	0.9	13.1	14.3
11215	6419	1859	29.0	11.8	16.8	14.1
11216	4700	901	19.2	95.5	2.6	28.6
11217	3848	1075	27.9	38.7	15.9	21.1
11218	5983	1265	21.1	16.0	16.8	17.4
11219	5813	1076	18.5	1.6	14.5	25.2
11220	7453	1284	17.2	5.3	41.4	22.8
11221	6049	990	16.4	67.5	23.2	37.2
11222	4527	1259	27.8	2.2	15.5	15.0
11223	5577	1100	19.7	6.3	10.1	16.9
11224	3220	622	19.3	34.1	11.8	31.2
11225	5848	1416	24.2	88.0	4.7	17.2
11226	10455	2347	22.4	82.8	8.7	18.8
11228	2567	501	19.5	2.0	5.7	8.7
11229	5214	935	17.9	2.8	10.3	10.9
11230	6436	1338	20.8	8.4	11.3	15.4
11231	3402	901	26.5	21.9	13.6	23.6
11232	2124	475	22.4	8.3	42.2	32.5

ZIP CODE	TOTAL SENT	RPO	PERCENTAGE RETURNED	PERCENTAGE OF AFRICAN AMERICAN TO POP.	PERCENTAGE OF OTHER TO POP.	PERCENTAGE OF POP. BELOW POVERTY LINE
11233	5079	889	17.5	89.9	7.2	37.6
11234	5586	817	14.6	16.4	3.1	5.5
11235	5886	1239	21.0	2.5	12.8	17.4
11236	6184	1119	18.1	28.7	7.8	12.0
11237	4752	1202	25.3	12.6	60.9	40.8
11238	4655	1148	24.7	78.8	5.7	21.1
11239	1041	233	22.4	28.5	15.2	27.1

**JURY QUESTIONNAIRE RPO PERCENTAGES BY ZIP CODE:**

**COUNTY NAME: MONROE**

ZIP CODE <sup>1</sup>	TOTAL SENT <sup>2</sup>	RPO <sup>3</sup>	PERCENTAGE RETURNED	PERCENTAGE OF AFRICAN AMERICAN TO POP.	PERCENTAGE OF OTHER TO POP.	PERCENTAGE OF POP. BELOW POVERTY LINE
14420	987	214	21.7	3.6	2.4	11.7
14428	425	56	13.2	.4	1	4.4
14445	482	111	23	1.5	2.3	6.3
14450	2,536	443	17.5	1.8	2.2	2.5
14464	416	53	12.7	.8	.8	6.2
14467	376	75	19.9	5.1	2	3.1
14468	966	131	13.6	.5	.7	3.8
14472	374	50	13.4	.1	1	2.3
14514	224	54	24.1	3.1	1.7	5.8
14526	1,132	159	14	1.2	3.6	2.8
14534	1,692	232	13.7	2.5	4.3	1.2
14543	121	25	20.7	4.3	3	2.9

<sup>1</sup> Only includes zip codes in which 100 or more questionnaires were sent.

<sup>2</sup> DATE RANGE = 4/17/93 - 7/16/93.

<sup>3</sup> DATE RANGE = 4/17/93 - 7/16/93.

ZIP CODE	TOTAL SENT	RPO	PERCENTAGE RETURNED	PERCENTAGE OF AFRICAN AMERICAN TO POP.	PERCENTAGE OF OTHER TO POP.	PERCENTAGE OF POP. BELOW POVERTY LINE
14546	254	70	27.6	2.2	.9	4.6
14559	855	105	12.3	1.3	1.2	3.1
14580	2,114	283	13.4	1.3	1.2	2.7
14586	257	50	19.5	3.5	2.9	14.1
14604	148	52	35.1	17	2.6	35.2
14605	1,250	303	24.2	65.5	18.4	46.1
14606	1,726	313	18.1	8.8	4.9	12.7
14607	1,274	586	46	10.8	3	17.8
14608	976	274	28.1	65	6.2	40.8
14609	1,332	287	21.5	19.3	4.3	14.0
14610	1,093	241	22	4.1	1.5	5.4
14611	1,426	278	19.5	63	4.1	35
14612	1,865	376	20.2	2.9	1.8	6.5
14613	601	193	32.1	11.1	4.2	17.6
14615	1,016	236	23.2	4.3	1.8	7.5
14616	1,583	248	15.7	1.4	1.2	3.7
14617	1,300	147	11.3	.5	1	2.9
14618	1,352	229	16.9	1.8	3.3	4.1



ZIP CODE	TOTAL SENT	RPO	PERCENTAGE RETURNED	PERCENTAGE OF AFRICAN AMERICAN TO POP.	PERCENTAGE OF OTHER TO POP.	PERCENTAGE OF POP. BELOW POVERTY LINE
14619	1,181	193	16.3	52.9	2.2	12.8
14620	1,586	490	30.9	11.1	7	18.6
14621	2,357	629	26.7	39.3	15	28.1
14622	678	75	11.1	.9	.4	3.7
14623	1,242	399	32.1	6.9	6.4	10.6
14624	2,151	274	12.7	4.1	1.7	2.5
14625	641	79	12.3	1.2	1.8	2.6
14626	1,443	190	13.2	1.7	2.5	3.2

**JURY QUESTIONNAIRE RPO PERCENTAGES BY ZIP CODE:**

**COUNTY NAME: NASSAU**

ZIP CODE	TOTAL SENT <sup>1</sup>	RPO <sup>2</sup>	PERCENTAGE RETURNED	PERCENTAGE OF AFRICAN AMERICAN TO POP.	PERCENTAGE OF OTHER TO POP.	PERCENTAGE OF POP. BELOW POVERTY LINE
11001	639	75	11.7	4	4.5	3.6
11003	1,115	144	12.9	16.2	10	4.1
11010	620	80	12.9	.3	2.5	2.8
11020	178	9	5.1	16.7	7.3	2.4
11021	545	62	11.4	3.2	4.7	4.3
11023	226	17	7.5	1.7	4.3	2.5
11024	195	17	8.7	4.6	4.9	3.7
11030	464	48	10.3	.9	6.9	1.6
11040	1,017	91	8.9	1.4	9	2.4
11050	909	142	15.6	2.2	10.1	3.5
11501	607	97	16			3.7
11507	194	14	7.2			2.5

<sup>1</sup> Only includes zip codes in which 100 or more questionnaires were sent.

<sup>2</sup> DATE RANGE = 1/9/93 - 6/29/93.

<sup>3</sup> DATE RANGE = 1/9/93 - 6/29/93.

ZIP CODE	TOTAL SENT	RPO	PERCENTAGE RETURNED	PERCENTAGE OF AFRICAN AMERICAN TO POP.	PERCENTAGE OF OTHER TO POP.	PERCENTAGE OF POP. BELOW POVERTY LINE
11509	103	11	10.7			2.2
11510	801	92	11.5			3.1
11514	121	17	14			4
11516	205	17	8.3			2.6
11518	271	42	15.5			2.6
11520	1,335	159	11.9			7.5
11530	628	60	9.5			2
11542	637	122	19.2			6.2
11545	279	32	11.5			3.8
11550	1,650	262	15.9			12.3
11552	612	49	8			3.2
11553	696	74	10.6			5.3
11554	903	89	9.9			2.6
11557	217	16	7.4			2
11558	251	29	11.6			6.5
11559	177	15	8.5			5.3
11560	175	17	9.7			5.0
11561	1,166	188	16.1			7.8

ZIP CODE	TOTAL SENT	RPO	PERCENTAGE RETURNED	PERCENTAGE OF AFRICAN AMERICAN TO POP.	PERCENTAGE OF OTHER TO POP.	PERCENTAGE OF POP. BELOW POVERTY LINE
11563	612	72	11.8			3.1
11565	236	22	9.3			1.8
11566	891	83	9.3			2.1
11570	680	87	12.8			3.3
11572	800	89	11.1			2.7
11575	531	56	10.5			11.2
11576	321	24	7.5			2.2
11577	328	26	7.9			5.2
11579	167	19	11.4			3.2
11580	1,013	109	10.8			3.5
11581	535	46	8.6			1.9
11590	1,244	124	10			4.1
11596	262	32	12.2			3.0
11598	350	30	8.6			2.5
11696	202	27	13.4	30.4	3.6	16.2
11709	196	25	12.8	.2	1	1.6
11710	931	102	11	1	1.6	2.1
11714	648	59	9.1	.1	3.2	2.4

ZIP CODE	TOTAL SENT	RPO	PERCENTAGE RETURNED	PERCENTAGE OF AFRICAN AMERICAN TO POP.	PERCENTAGE OF OTHER TO POP.	PERCENTAGE OF POP. BELOW POVERTY LINE
11735	788	100	12.7	3.5	3.2	3.1
11753	312	38	12.2	.2	5.2	1.7
11756	1,138	104	9.1	.3	2.5	2.5
11758	1,513	153	10.1	0	1.6	2
11762	543	41	7.6	2.5	2.6	2
11771	294	42	14.3	3.7	2.3	4.9
11783	566	55	9.7	.2	1.1	1.7
11791	611	53	8.7	.9	7.9	2.7
11793	779	58	7.4	.3	2.3	1.9
11797	226	13	5.8	.9	4.6	4.3
11801	1,063	98	9.2	.1	5.1	2.5
11803	662	68	10.3	.3	3.1	1.5
11804	147	13	8.9	1.3	3.4	3

**JURY QUESTIONNAIRE RPO PERCENTAGES BY ZIP CODE:**

**COUNTY NAME: NEW YORK**

ZIP CODE <sup>1</sup>	TOTAL SENT <sup>2</sup>	RPO <sup>2</sup>	PERCENTAGE RETURNED	PERCENTAGE OF AFRICAN AMERICAN TO POP.	PERCENTAGE OF OTHER TO POP.	PERCENTAGE OF POP. BELOW POVERTY LINE
10001	1,279	335	26.2	11.6	14.4	19.4
10002	5,086	469	9.2	11.1	58.2	28.8
10003	3,526	668	18.9	4.7	11.6	13.2
10004	101	17	16.8	13.9	7.6	6.9
10007	139	39	28.1	11.4	18.6	11
10009	3,481	476	13.7	12.5	26.7	25.8
10010	1,564	295	18.9	5.5	8	6.4
10011	2,970	558	18.8	6.8	8.4	10.6
10012	1,749	310	17.7	3.5	21	17.5
10013	1,282	169	13.2	5.5	46.7	16.8
10014	2,206	354	16	3.8	5.2	8.6
10016	3,032	641	21	6.9	11.1	11.1

<sup>1</sup> Only includes zip codes in which 100 or more questionnaires were sent.

<sup>2</sup> DATE RANGE = 6/20/93 - 8/29/93.

<sup>3</sup> DATE RANGE = 6/20/93 - 8/29/93.

ZIP CODE	TOTAL SENT	RPO	PERCENTAGE RETURNED	PERCENTAGE OF AFRICAN AMERICAN TO POP.	PERCENTAGE OF OTHER TO POP.	PERCENTAGE OF POP. BELOW POVERTY LINE
10017	919	162	17.6	5	12.1	9.3
10018	294	67	22.8	33.4	16.9	42.4
10019	2,290	390	17	8	14.1	13.9
10021	5,447	754	13.8	1.8	4.8	5
10022	1,649	259	15.7	1.5	5.6	5.8
10023	3,567	465	13	6.6	6.6	9.1
10024	3,700	548	14.8	8	7.6	8.5
10025	5,875	1,006	17.1	20.4	17.5	16.6
10026	2,011	229	11.4	88.9	7.4	44
10027	3,792	677	17.9	60.2	13.4	34.1
10028	4,334	579	13.4	1.6	4.4	4.7
10029	4,842	654	13.5	42.7	31.8	37.9
10030	1,540	251	16.3	94.6	2.9	43.9
10031	3,447	358	10.4	60.6	24.0	33.7
10032	3,244	386	11.9	38	34.4	32
10033	3,728	301	8.1	15.4	37.6	29.3
10034	2,002	216	10.8	20.9	35.2	26.7
10035	1,923	417	21.7	54.2	28	46.4

ZIP CODE	TOTAL SENT	RPO	PERCENTAGE RETURNED	PERCENTAGE OF AFRICAN AMERICAN TO POP.	PERCENTAGE OF OTHER TO POP.	PERCENTAGE OF POP. BELOW POVERTY LINE
10036	1,369	283	20.4	12.6	15	20.9
10037	1,039	122	11.7	95.9	2.3	28.5
10038	733	79	10.8	13.9	45.8	25.3
10039	1,252	158	12.6	91.5	5.2	34.8
10040	2,125	175	8.2	17.3	40.1	30.5
10044	445	58	13	25.7	9.9	17.4
10063 <sup>2</sup>	231	20	8.7			
10080 <sup>2</sup>	199	11	5.5			
10128	1,530	339	22.2	5	6.3	6.6
10280	256	61	23.8	3.6	16.4	3.9
10463	178	15	8.4	17.6	18.2	15.1

<sup>2</sup> No data for this zip code.



**JURY QUESTIONNAIRE RPO PERCENTAGES BY ZIP CODE:**

**COUNTY NAME: QUEENS**

ZIP CODE <sup>1</sup>	TOTAL SENT <sup>2</sup>	RPO <sup>2</sup>	PERCENTAGE RETURNED	PERCENTAGE OF AFRICAN AMERICAN TO POP.	PERCENTAGE OF OTHER TO POP.	PERCENTAGE OF POP. BELOW POVERTY LINE
11001	119	9	7.6	4.0	4.5	3.6
11004	843	127	15.1	2.9	12.2	3.1
11101	1929	504	26.1	35.4	21.0	27.0
11102	2874	869	30.2	15.6	20.8	20.7
11103	3575	1160	32.4	1.4	20.3	11.6
11104	2330	691	29.7	1.7	28.4	14.4
11105	3483	1015	29.1	2.1	12.4	11.0
11106	3468	1030	29.7	9.0	20.8	15.7
11354	3931	921	23.4	6.3	34.6	12.9
11355	6537	1641	25.1	9.3	45.1	12.8
11356	1402	315	22.5	0.9	10.4	6.3
11357	2791	372	13.3	0.7	7.6	4.4

<sup>1</sup> Only includes zip codes in which 100 or more questionnaires were sent.

<sup>2</sup> DATE RANGE = 4/3/93 - 6/19/93.

<sup>3</sup> DATE RANGE = 4/3/93 - 6/19/93.

ZIP CODE	TOTAL SENT	RPO	PERCENTAGE RETURNED	PERCENTAGE OF AFRICAN AMERICAN TO POP.	PERCENTAGE OF OTHER TO POP.	PERCENTAGE OF POP. BELOW POVERTY LINE
11358	2699	498	18.5	0.7	16.2	5.9
11360	1653	345	20.9	1.2	10.5	3.3
11361	2013	355	17.6	6.3	13.4	4.5
11362	1141	197	17.3	0.9	12.7	3.7
11363	561	104	18.5	0.7	13.9	2.2
11364	2477	418	16.9	1.2	16.6	4.3
11365	2760	474	17.2	5.4	16.5	4.9
11366	1015	170	16.7	13.7	18.3	6.1
11367	2873	613	21.3	8.8	15.7	8.7
11368	6505	1319	20.3	29.9	40.4	19.5
11369	2200	375	17.0	47.6	22.5	13.5
11370	1993	451	22.6	2.1	25.1	7.8
11372	5113	1203	23.5	4.0	32.3	13.2
11373	8347	2117	25.4	3.6	53.8	13.6
11374	3397	757	22.3	1.8	16.2	9.2
11375	5520	1144	20.7	2.1	14.6	7.9
11377	6687	1675	25.1	4.3	36.5	13.2
11378	2333	453	19.4	0.3	6.1	7.3

ZIP CODE	TOTAL SENT	RPO	PERCENTAGE RETURNED	PERCENTAGE OF AFRICAN AMERICAN TO POP.	PERCENTAGE OF OTHER TO POP.	PERCENTAGE OF POP. BELOW POVERTY LINE
11379	2033	336	16.5	0.7	5.1	6.2
11385	6485	1396	21.5	1.0	14.4	12.1
11411	1662	185	11.1	91.0	1.9	4.0
11412	2766	304	11.0	95.6	1.9	8.5
11413	3031	310	10.2	91.6	2.8	6.9
11414	1973	311	15.8	1.3	3.4	4.2
11415	1475	379	25.7	6.1	14.1	9.3
11416	1426	260	18.2	2.4	18.1	12.8
11417	1791	324	18.2	2.1	10.2	6.3
11418	2536	511	20.1	9.7	21.1	7.6
11419	3625	501	13.8	26.7	29.7	10.4
11420	3200	500	15.6	43.7	17.7	8.5
11421	2326	374	16.1	0.8	16.7	8.0
11422	2178	414	19.0	42.3	10.0	5.1
11423	2406	463	19.2	48.8	22.0	9.1
11426	1169	160	13.7	5.5	11.2	7.6
11427	1617	273	16.9	22.7	21.0	6.3
11428	1465	219	14.9	27.2	25.2	6.5

ZIP CODE	TOTAL SENT	RPO	PERCENTAGE RETURNED	PERCENTAGE OF AFRICAN AMERICAN TO POP.	PERCENTAGE OF OTHER TO POP.	PERCENTAGE OF POP. BELOW POVERTY LINE
11429	2164	280	12.9	85.6	5.7	5.7
11432	4661	989	21.2	27.5	32.7	13.4
11433	1818	282	15.5	93.9	2.9	12.5
11434	3736	587	15.7	93.3	2.2	10.1
11435	4260	866	20.3	38.3	24.5	12.0
11436	1259	171	13.6	95.6	2.0	10.6
11691	3586	668	18.6	50.5	12.4	22.8
11692	1078	189	17.5	67.2	7.4	26.8
11693	675	111	16.4	0.0	1.4	10.1
11694	1245	239	19.2	8.2	3.3	7.5
11696	166	40	24.1	30.4	3.6	16.2
11697	267	15	5.6	0.2	0.4	2.3

**JURY QUESTIONNAIRE RPO PERCENTAGES BY ZIP CODE:**

**COUNTY NAME: RENSSELAER**

ZIP CODE <sup>1</sup>	TOTAL SENT <sup>2</sup>	RPO <sup>2</sup>	PERCENTAGE RETURNED	PERCENTAGE OF AFRICAN AMERICAN TO POP.	PERCENTAGE OF OTHER TO POP.	PERCENTAGE OF POP. BELOW POVERTY LINE
12018	614	77	12.5	.3	1.1	2.4
12033	584	94	16.1	.3	1.1	5.1
12052	102	15	14.7	0	0	4.4
12061	711	176	24.8	1.4	2.3	3
12062	107	12	11.2	.5	.3	10.2
12090	525	106	20.2	.2	.7	7.9
12094	179	11	6.1	.9	2.7	6.1
12121	160	23	14.4	1.3	0	2.3
12123	466	84	18	1.3	.1	5
12138	201	24	11.9	.1	.3	9.1
12140	111	12	10.8	0	.6	4
12144	1,591	363	22.8	2.6	1.5	8.3

<sup>1</sup> Only includes zip codes in which 100 or more questionnaires were sent.

<sup>2</sup> MAIL DATES = 1/9/93, 3/3/93, 4/3/93.

<sup>2</sup> MAIL DATES = 1/9/93, 3/3/93, 4/3/93.

ZIP CODE	TOTAL SENT	RPO	PERCENTAGE RETURNED	PERCENTAGE OF AFRICAN AMERICAN TO POP.	PERCENTAGE OF OTHER TO POP.	PERCENTAGE OF POP. BELOW POVERTY LINE
12154	208	32	15.4	.4	.9	5.8
12168	183	16	8.7	.6	0	6.6
12180	4,570	1,392	30.5	6.8	3.9	15.2
12182	1,183	291	24.6	2.9	1.2	7.2
12185	196	18	9.2	0	.9	5.5
12196	240	30	12.5	0	0	2.4
12198	455	65	14.3	.5	.8	4.5

**JURY QUESTIONNAIRE RPO PERCENTAGES BY ZIP CODE:**

**COUNTY NAME: SARATOGA**

ZIP CODE <sup>1</sup>	TOTAL SENT <sup>2</sup>	RPO <sup>3</sup>	PERCENTAGE RETURNED	PERCENTAGE OF AFRICAN AMERICAN TO POP.	PERCENTAGE OF OTHER TO POP.	PERCENTAGE OF POP. BELOW POVERTY LINE.
12019	369	67	18.2	.5	.7	2.6
12020	698	195	27.9	.8	.5	6.2
12065	979	238	24.3	1.3	2.3	3.1
12118	272	80	29.4	.5	.9	4.8
12170	149	38	25.5	.1	.2	7.9
12188	321	121	37.7	1.1	.3	5.2
12803	183	35	19.1	.8	.1	5.6
12822	122	34	27.9	.7	.4	11.6
12831	273	68	24.9	3.7	1.7	5.1
12866	841	261	31	2.9	1.3	8.7

<sup>1</sup> Only includes zip codes in which 100 or more questionnaires were sent.

<sup>2</sup> MAIL DATES = 2/2/93, 3/2/93, 3/31/93, 5/4/93.

<sup>3</sup> DATE RANGE = MAIL DATES = 2/2/93, 3/2/93, 3/31/93, 5/4/93.

**JURY QUESTIONNAIRE RPO PERCENTAGES BY ZIP CODE:**

**COUNTY NAME: ULSTER**

ZIP CODE <sup>1</sup>	TOTAL SENT <sup>2</sup>	RPO <sup>2</sup>	PERCENTAGE RETURNED	PERCENTAGE OF AFRICAN AMERICAN TO POP.	PERCENTAGE OF OTHER TO POP.	PERCENTAGE OF POP. BELOW POVERTY LINE
12401	1,824	311	17.1	5.3	2.3	8.0
12404	206	35	17	2.8	1.6	17.2
12428	317	89	28.1	12.1	8.4	20
12440	115	23	20	0	0	3.8
12443	131	4	3.1	2.8	3.2	2.1
12446	210	33	15.7	2.3	.9	8
12449	170	44	25.9	1.6	3.9	4.6
12458	124	17	13.7	21.8	4.5	16.3
12466	160	35	21.9	11.8	1.7	12.1
12477	801	162	20.2	.3	1.9	8.4
12484	134	15	11.2	.4	0	7.4
12487	124	17	13.7	1.7	3.1	8.3

<sup>1</sup> Only includes zip codes in which 100 or more questionnaires were sent.

<sup>2</sup> DATE RANGE = 4/3/93 - 6/19/93.

<sup>2</sup> DATE RANGE = 4/3/93 - 6/19/93.




ZIP CODE	TOTAL SENT	RPO	PERCENTAGE RETURNED	PERCENTAGE OF AFRICAN AMERICAN TO POP.	PERCENTAGE OF OTHER TO POP.	PERCENTAGE OF POP. BELOW POVERTY LINE
12491	119	21	17.6	0	3.6	2.7
12498	293	71	24.2	1.3	2.4	10.9
12525	150	36	24	24.6	0	7.3
12528	574	136	23.7	2.9	1.3	4.9
12542	260	50	19.2	1.8	.5	4.2
12547	118	17	14.4	2	0	5.3
12561	645	158	24.5	5.5	3.4	12.2
12566	156	33	21.2	2.1	1.8	5.1
12589	463	118	25.5	4.1	3.4	4.6



**APPENDIX D**

**REGRESSION ANALYSES OF RELATIONSHIP  
BETWEEN MINORITY POPULATION OR LOW  
INCOME POPULATION AND UNDELIVERABLE  
JURY QUESTIONNAIRES**

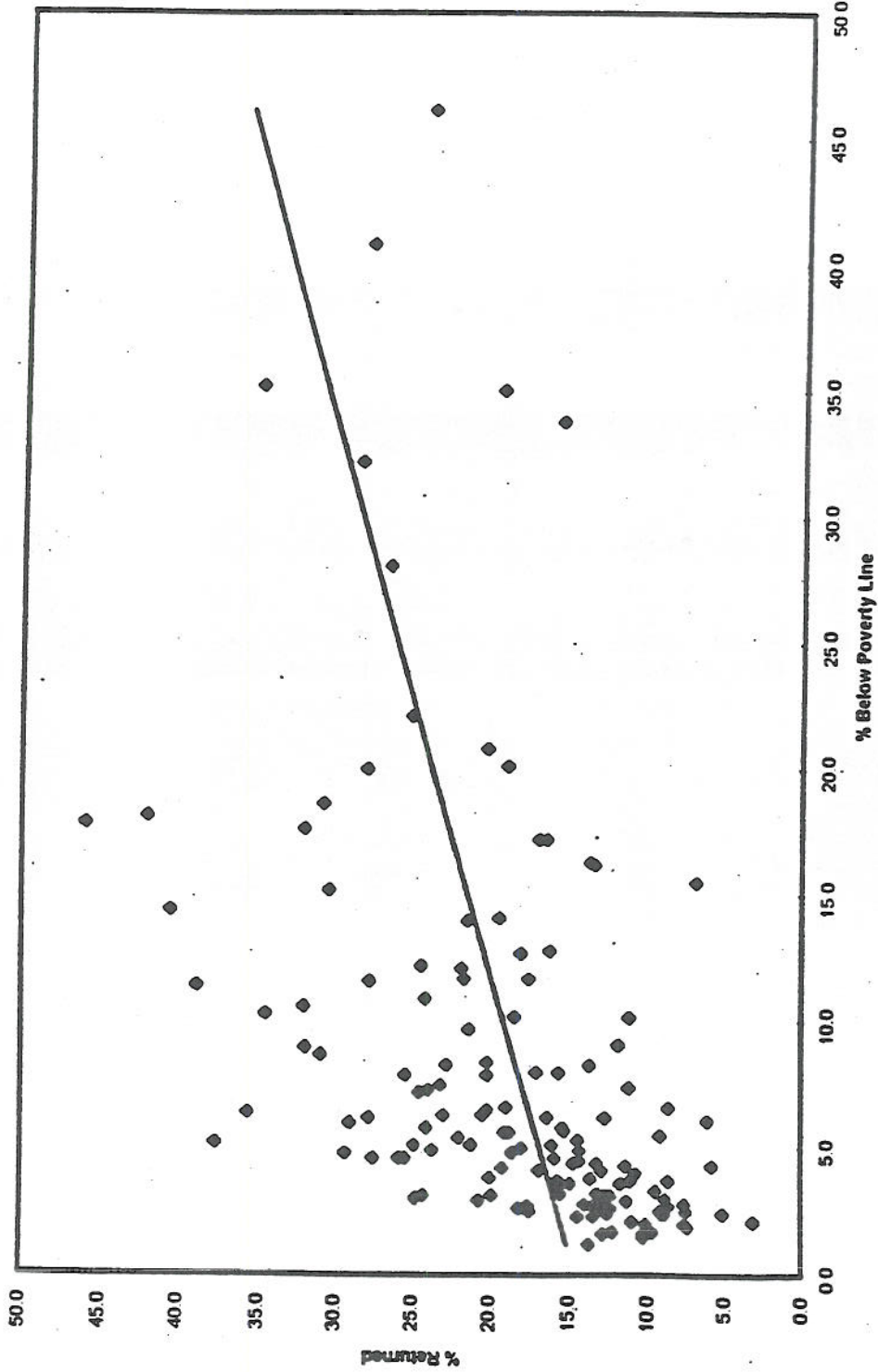


# Non-NYC Counties

(Broome, Erie, Monroe, Rensselaer, Saratoga and Ulster)

Non-NYC Counties  
Statistical Correlation between  
% returned and population  
below the poverty line

### Linear Fit of Relationship



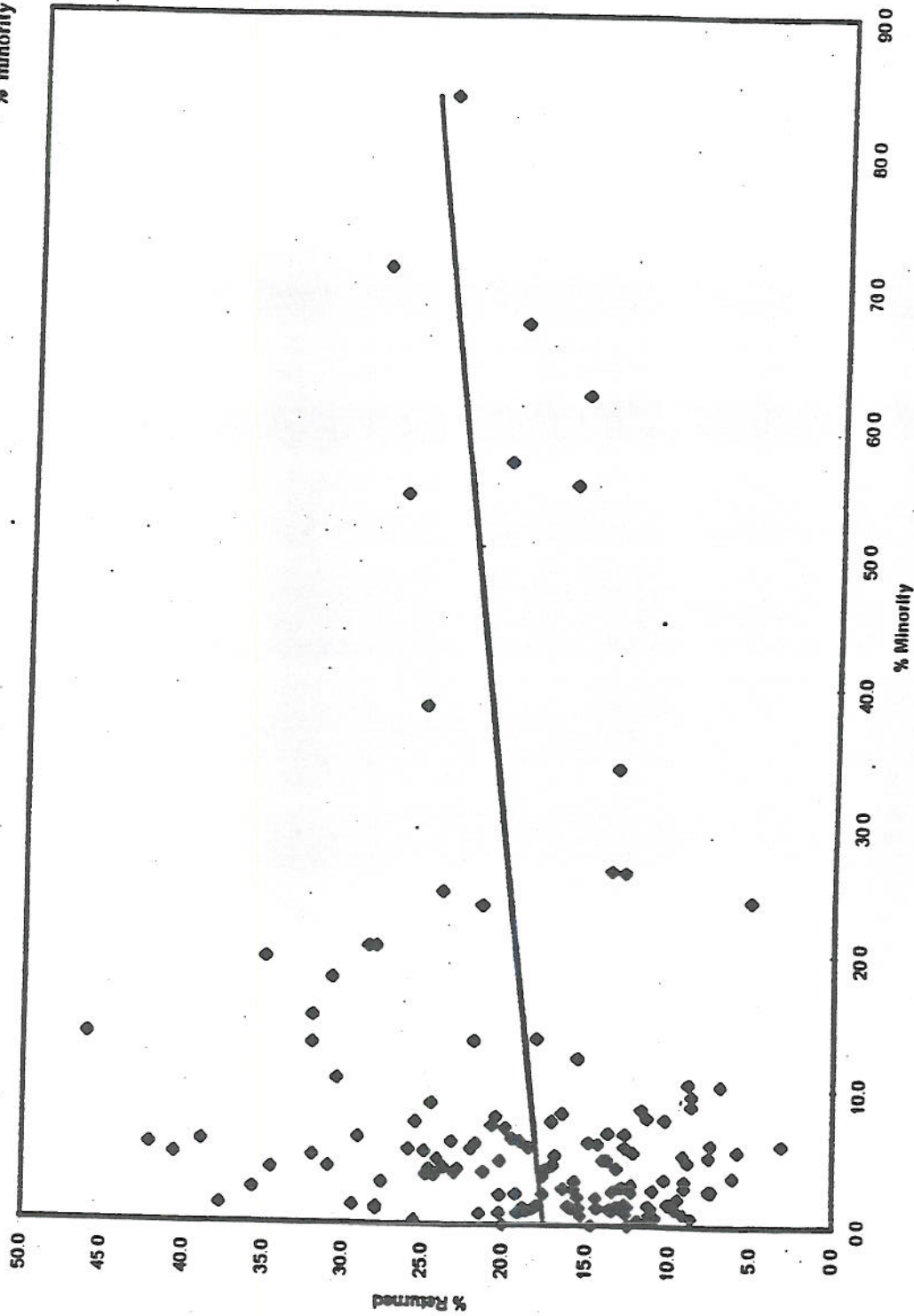
Non-NYC Counties  
 Statistical Correlation between  
 % returned and population  
 below the poverty line

SUMMARY OUTPUT							
Regression Statistics							
Multiple R	0.45063963						
R Square	0.20307607						
Adjusted R Square	0.19746393						
Standard Error	7.42104568						
Observations	144						
ANOVA							
		df	SS	MS	F	Significance F	
Regression		1	1992.785004	1992.79	36.1851383	1.44767E-08	
Residual		142	7820.212496	55.0719			
Total		143	9812.9975				
		Coefficients	Standard Error	t Stat	P-value		
Intercept		14.5583658	0.881551083	16.5145	7.3407E-35		
X Variable 1		0.46532307	0.077355191	6.01541	1.4477E-08		

# Non-NYC Counties

Non-NYC Counties  
Statistical Correlation between  
% returned and  
% minority population

## Linear Fit of Relationship



Non-NYC Counties  
 Statistical Correlation between  
 % returned and  
 % minority population

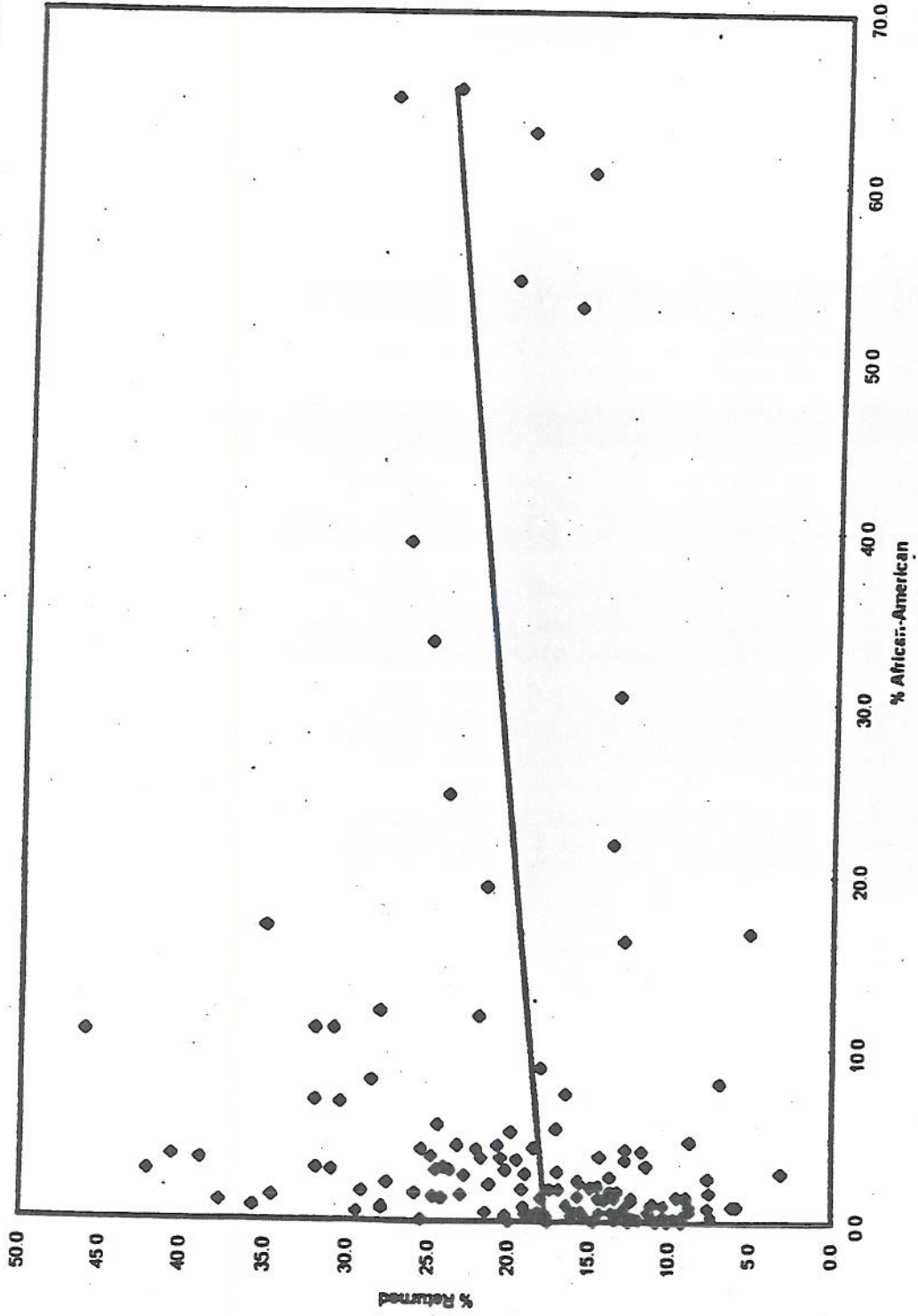
SUMMARY OUTPUT							
Regression Statistics							
Multiple R	0.16305675						
R Square	0.0265875						
Adjusted R Square	0.01973248						
Standard Error	8.20172363						
Observations	144						
ANOVA							
		df	SS	MS	F	Significance F	
Regression		1	260.9030932	260.903	3.87855	0.050853155	
Residual		142	9552.094407	67.2683			
Total		143	9812.9975				
		Coefficients	Standard Error	t Stat	P-value		
Intercept		17.5162779	0.800638398	21.8779	2.5E-47		
X Variable 1		0.0939285	0.04769391	1.9694	0.05085		



# Non-NYC Counties

Non-NYC Counties  
Statistical Correlation between  
% returned and  
% African-American population

Linear Fit of Relationship



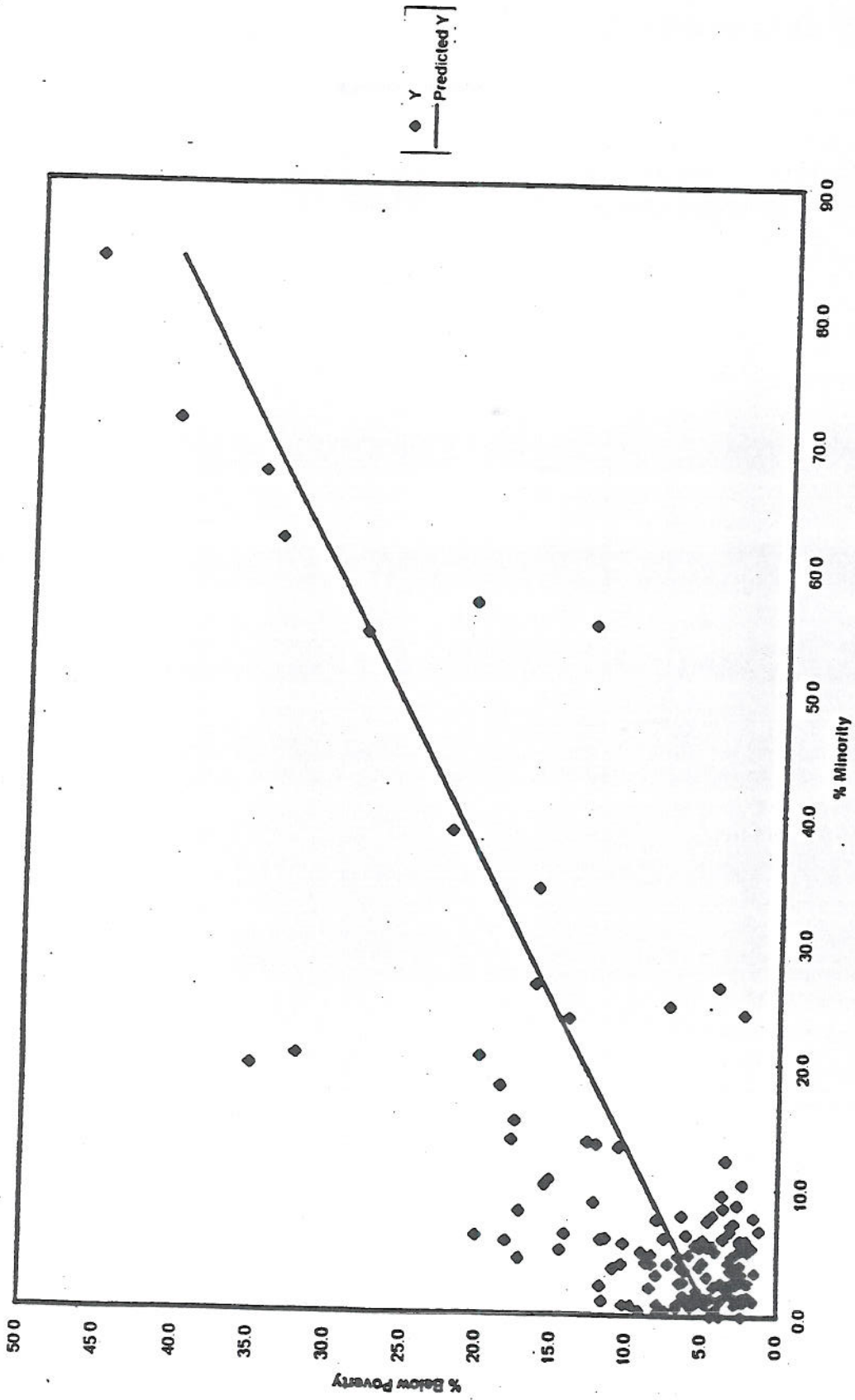
Non-NYC Counties  
 Statistical Correlation between  
 % returned and  
 % African-American population

SUMMARY OUTPUT							
Regression Statistics							
Multiple R	0.16453						
R Square	0.02707						
Adjusted R Square	0.02022						
Standard Error	8.19969						
Observations	144						
ANOVA							
		df	SS	MS	F	Significance F	
Regression		1	265.6351048	265.635	3.95085	0.048770943	
Residual		142	9547.362395	67.2349			
Total		143	9812.9975				
Coefficients			Standard Error	t Stat	P-value		
Intercept		17.7015	0.754519588	23.4606	1.1E-50		
% African-American		0.10507	0.05285976	1.98767	0.04877		

# Non-NYC Counties

Non-NYC Counties  
Statistical Correlation between  
% minority population and  
% population below poverty line

## Linear Fit of Relationship



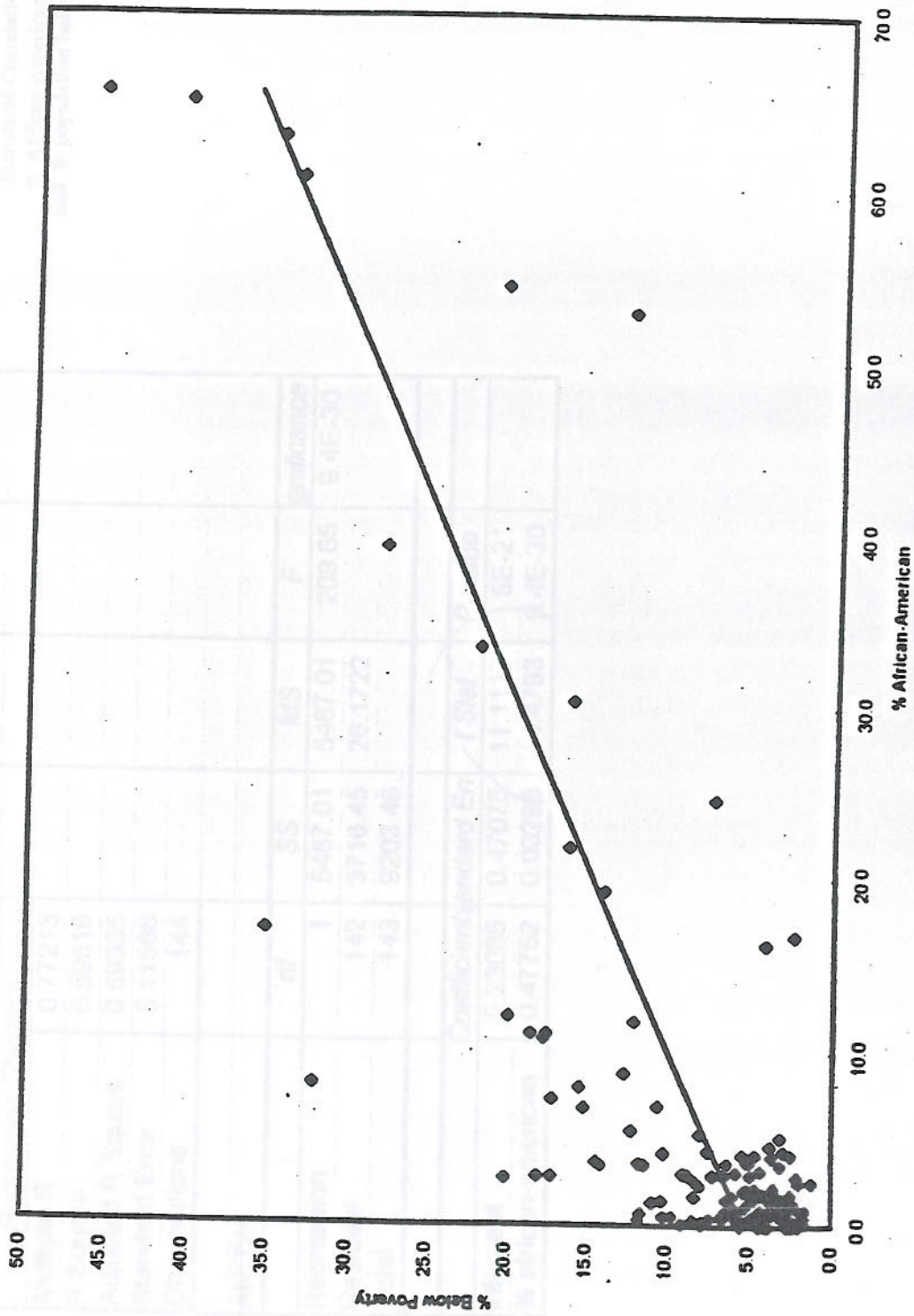
Non-NYC Counties  
 Statistical Correlation between  
 % minority population and  
 % population below poverty line

SUMMARY OUTPUT							
Regression Statistics							
Multiple R	0.78228						
R Square	0.61198						
Adjusted R Square	0.60923						
Standard Error	5.01498						
Observations	144						
ANOVA							
		df	SS	MS	F	Significance	
Regression		1	5632.16	5632.16	223.943	5.5E-31	
Residual		142	3571.3	25.15			
Total		143	9203.46				
		Coefficients	Standard Err	t Stat	P-value		
Intercept		4.30597	0.48955	8.79569	4.3E-15		
% minority		0.43641	0.02916	14.9647	5.5E-31		

# Non-NYC Counties

Non-NYC Counties  
 Statistical Correlation between  
 % African-American population  
 and % population below poverty line

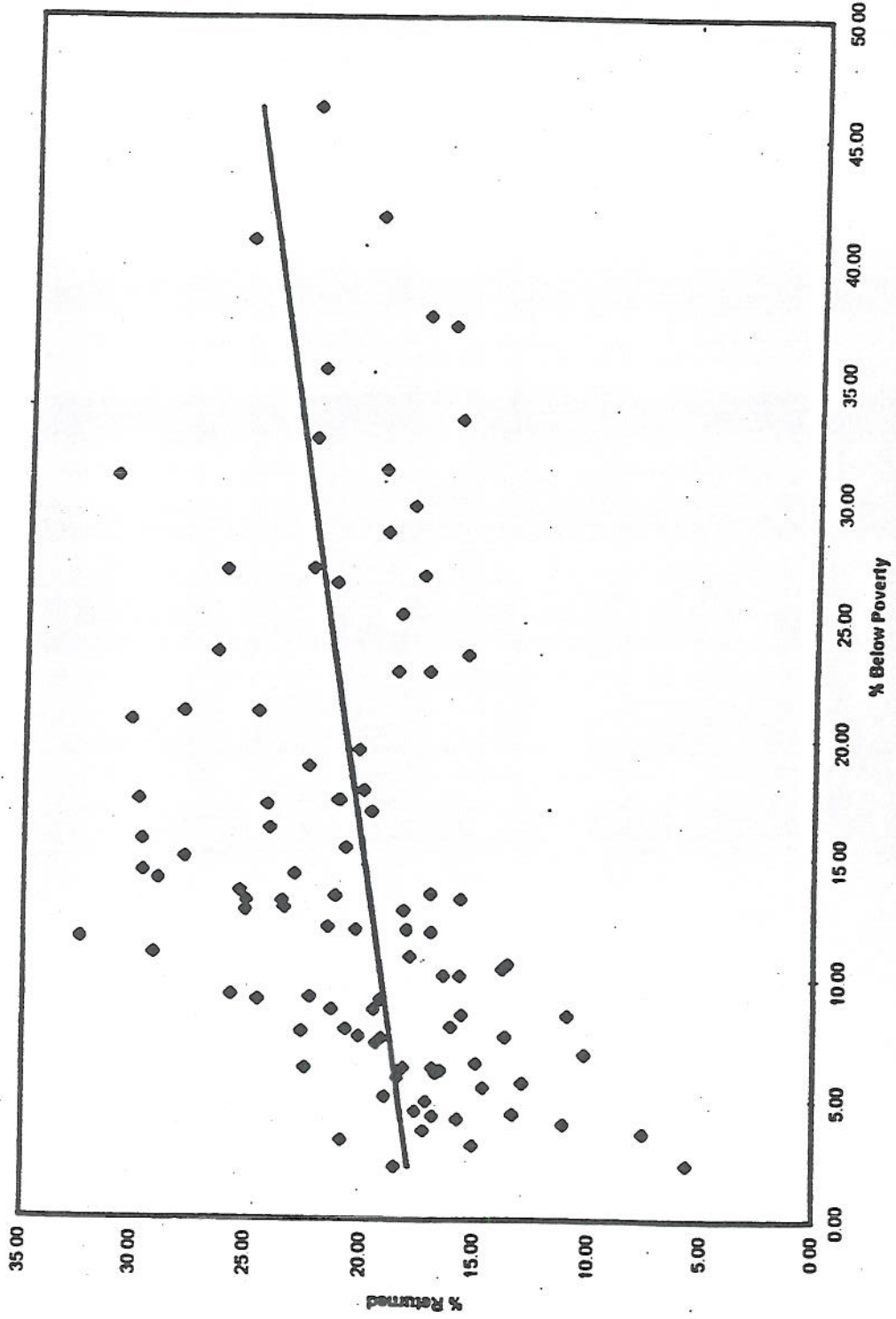
Linear Fit of Relationship



# Kings and Queens Counties

Kings and Queens Counties  
Statistical Correlation between  
% returned and  
% population below the poverty line

## Linear Fit of Relationship



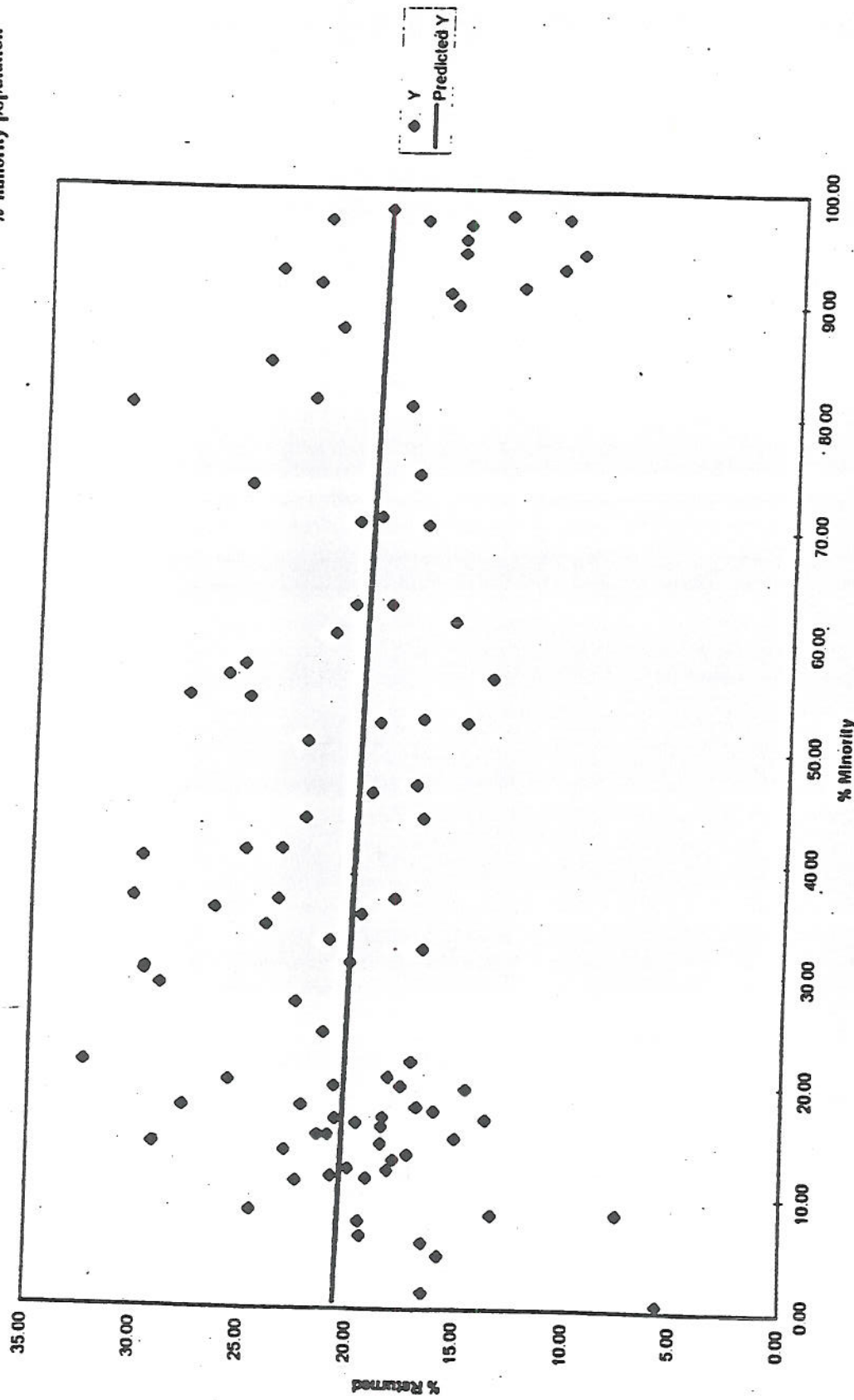
**Kings and Queens Counties  
 Statistical Correlation between  
 % returned and  
 % population below the poverty line**

SUMMARY OUTPUT						
Regression Statistics						
Multiple R	0.31957					
R Square	0.10212					
Adjusted R Square	0.09267					
Standard Error	4.88814					
Observations	97					
ANOVA						
		df	SS	MS	F	Significance
Regression		1	259.027	259.027	10.8053	0.00142
Residual		95	2277.38	23.9722		
Total		96	2536.38			
			Coefficients	Standard Error	t Stat	P-value
Intercept		17.5847	0.88812	19.7775	1.9E-35	
% below poverty		0.16315	0.04883	3.28715	0.00142	

# Kings Queens Counties

Kings and Queens Counties  
Statistical Correlation between  
% returned and  
% minority population

Linear Fit of Relationship





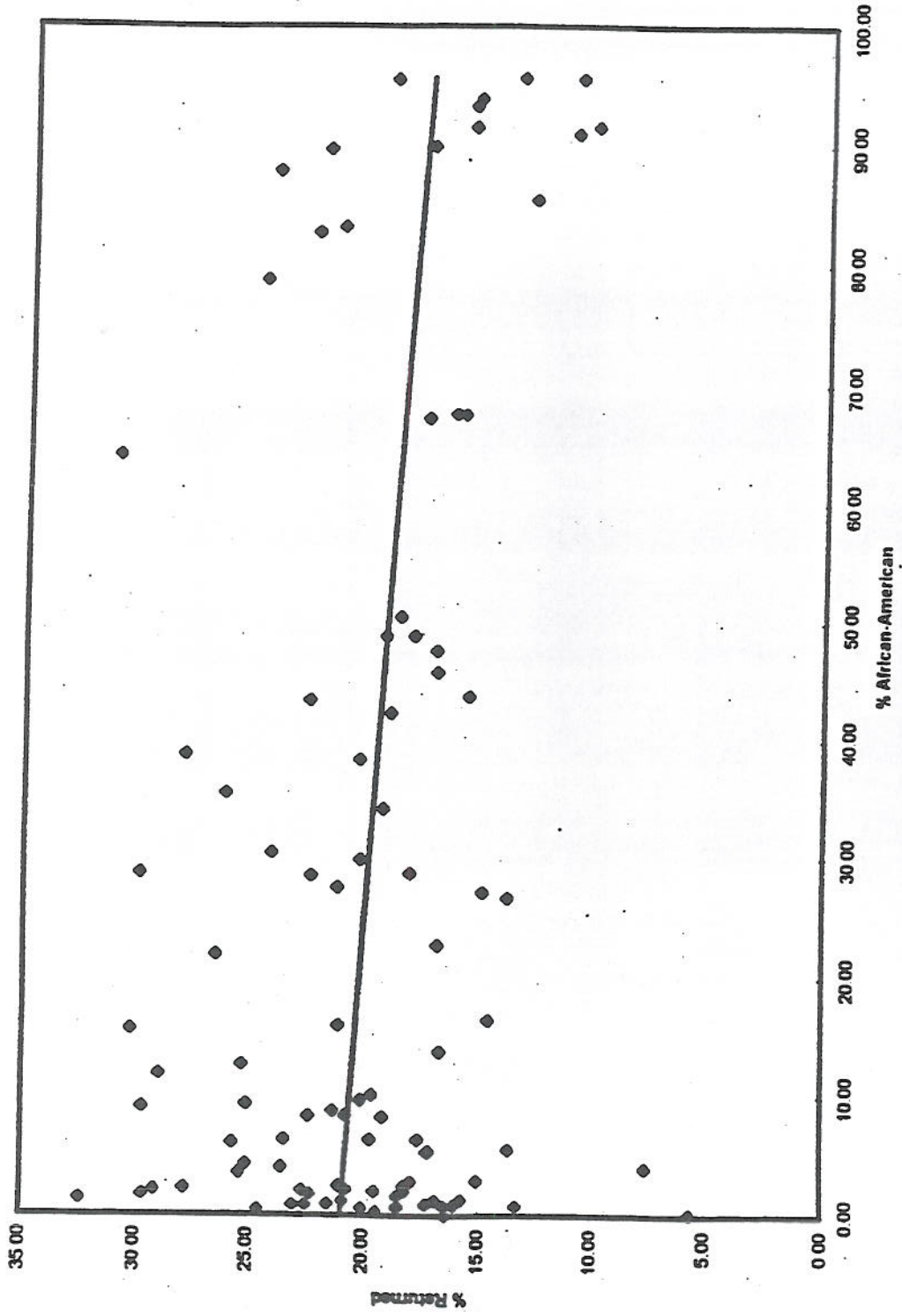
**Kings and Queens Counties  
Statistical Correlation between  
% returned and  
% minority population**

SUMMARY OUTPUT (% returned, K&Q)						
<b>Regression Statistics</b>						
Multiple R	0.08672					
R Square	0.00752					
Adjusted R Square	-0.0029					
Standard Error	5.14762					
Observations	97					
<b>ANOVA</b>						
		<b>df</b>	<b>SS</b>	<b>MS</b>	<b>F</b>	<b>Significance</b>
Regression		1	19.0765	19.0765	0.71992	0.3983
Residual		95	2517.31	26.498		
Total		96	2536.30			
<b>Coefficients</b>						
		<b>Standard Error</b>	<b>t Stat</b>	<b>P-value</b>		
Intercept	20.6144	0.90854	22.6895	3.9E-40		
X Variable 1	-0.0146	0.01716	-0.8485	0.3983		

# Kings Queens Counties

Kings and Queens Counties  
Statistical Correlation between  
% returned and % African-American population

Linear Fit of Relationship



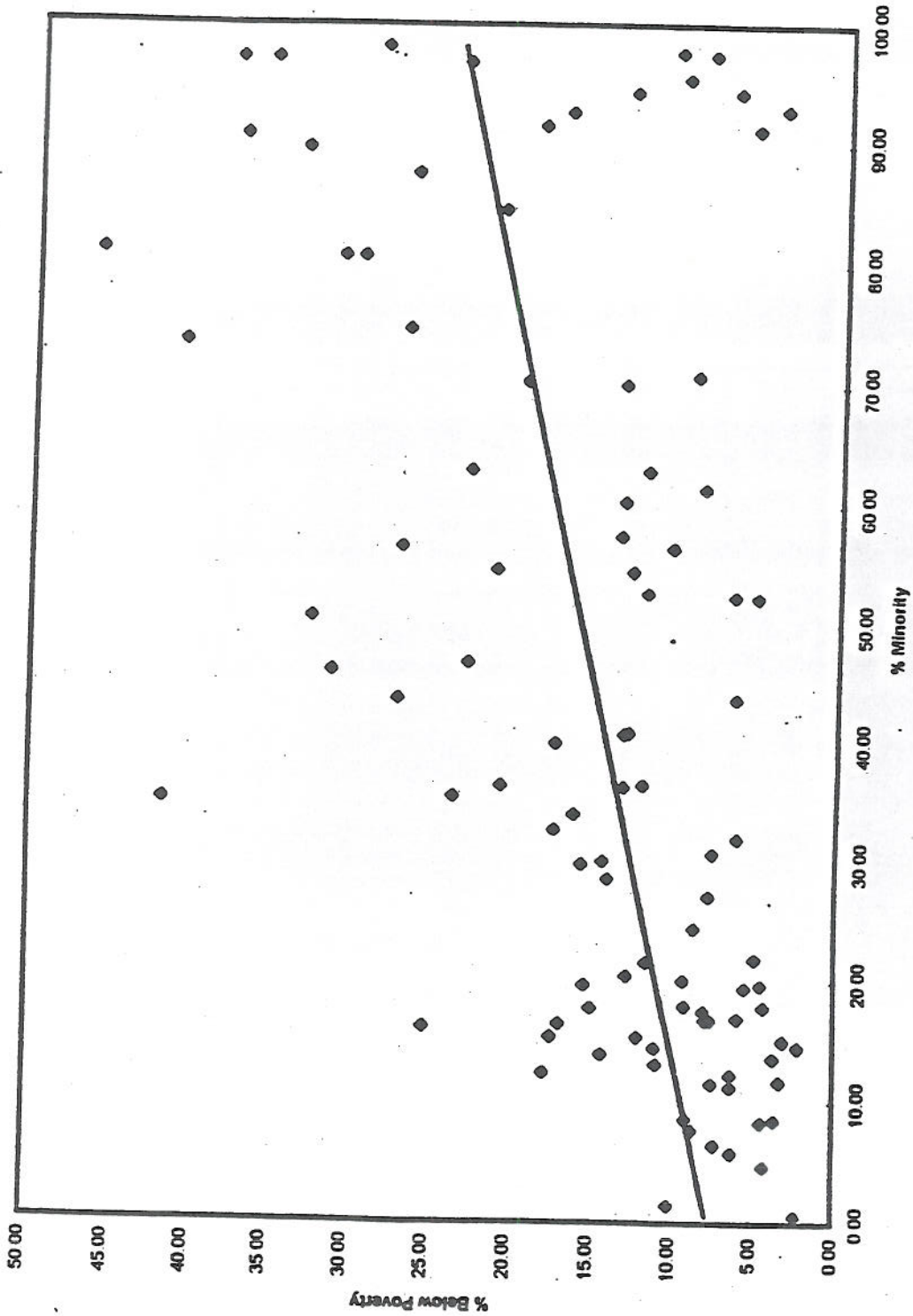
**Kings and Queens Counties  
Statistical Correlation between  
% returned and % African-American population**

SUMMARY OUTPUT (% returned, Kings & Queens)						
Regression Statistics						
Multiple R	0.21896					
R Square	0.04794					
Adjusted R Square	0.03792					
Standard Error	5.0417					
Observations	97					
ANOVA						
		df	SS	MS	F	Significance
Regression		1	121.601	121.601	4.7839	0.03118
Residual		95	2414.76	25.4186		
Total		96	2536.36			
Coefficients			Standard Err	t Stat	P-value	
Intercept		20.9477	0.67546	31.0126	1.7E-51	
% African-american		-0.0352	0.01607	-2.1872	0.03118	

# Kings Queens Counties

Kings and Queens Counties  
Statistical Correlation between  
% minority population  
and population below poverty line

## Linear Fit of Relationship



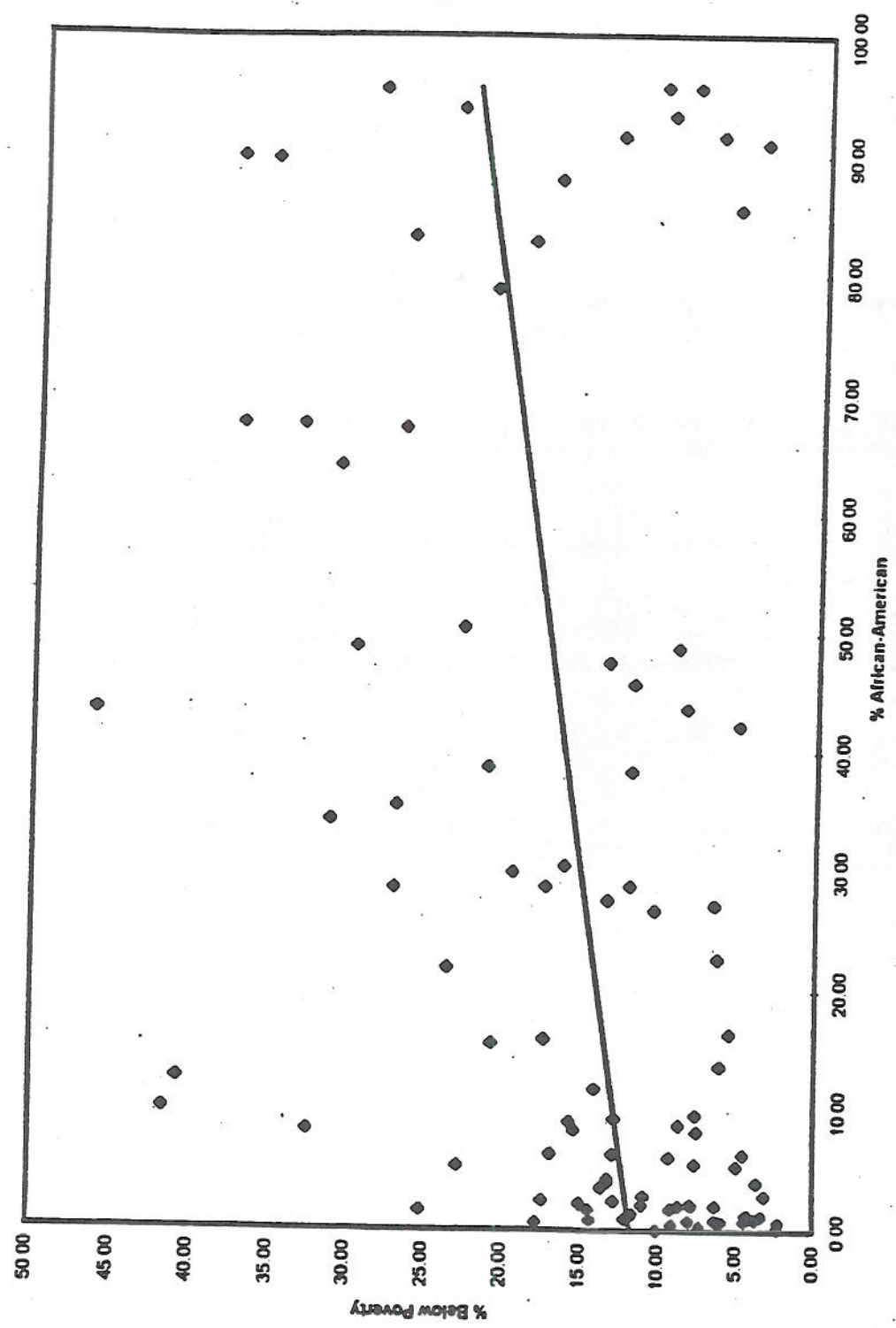
**Kings and Queens Counties  
 Statistical Correlation between  
 % minority population  
 and population below poverty line**

SUMMARY OUTPUT		% below (Kings & Queens)			
Regression Statistics					
Multiple R	0.50336				
R Square	0.25339				
Adjusted R Square	0.24553				
Standard Error	8.74521				
Observations	97				
ANOVA					
		df	SS	MS	F
Regression		1	2465.83	2465.83	32.2421
Residual		95	7265.48	76.4788	
Total		96	9731.31		
					Significance
					1.5E-07
Coefficients		Standard Err	t Stat	P-value	
Intercept		7.65892	1.54351	4.96201	3.1E-06
% Minority		0.16553	0.02915	5.67821	1.5E-07

# Kings and Queens Counties

## Linear Fit of Relationship

Kings and Queens Counties  
Statistical Correlation between  
% African-American population  
and population below poverty line




**Kings and Queens Counties  
 Statistical Correlation between  
 % African-American population  
 and population below poverty line**

SUMMARY OUTPUT (% below poverty, Kings & Queens)						
Regression Statistics						
Multiple R	0.35894					
R Square	0.12884					
Adjusted R Square	0.11887					
Standard Error	9.44655					
Observations	97					
ANOVA						
	df	SS	MS	F	Significance	
Regression	1	1253.77	1253.77	14.0490	0.00031	
Residual	95	8477.54	89.2373			
Total	96	9731.31				
Coefficients						
	Coefficient	Standard Error	t Stat	P-value		
Intercept	11.7329	1.2656	9.27063	6E-15		
% african-american	0.1129	0.03012	3.74832	0.00031		

New York County  
 Statistical Correlation between  
 % returned; % population  
 below poverty line; % minority population

SUMMARY OUTPUT							
Regression Statistics							
Multiple R	0.52741						
R Square	0.27816						
Adjusted R Square	0.21629						
Standard Error	4.40155						
Observations	39						
ANOVA							
		df	SS	MS	F	Significance F	
Regression		3	261.294	87.0979	4.48569	0.00903257	
Residual		35	676.077	19.3736			
Total		38	939.371				
		Coefficient	Standard Error	t Stat	P-value		
Intercept		18.8646	1.45351	12.9787	6.1E-15		
% below		0.22707	0.1322	1.71759	0.09471		
% african-american		-0.1355	0.05636	-2.4045	0.02162		
% other		-0.2474	0.07779	-3.1808	0.00307		





**APPENDIX E**

**ERIE COUNTY JURY SUMMONS  
AND QUALIFICATION QUESTIONNAIRE**






HERB F. KING  
COMMISSIONER OF JURORS  
125 DELAWARE AVENUE  
BUFFALO, NEW YORK 14202

THAT  
855 7211  
2018

# JURY SUMMONS - OFFICIAL BUSINESS - OPEN IMMEDIATELY

*[Faded and mostly illegible text, likely containing summons details and recipient information.]*

**IMPORTANT**  
**PLEASE READ**  
**THIS FIRST**



Jurors are selected randomly by computer from the Dept. of Motor Vehicles, NYS Income Tax and Voter Registration lists. Proper dress is required; NO SHORTS, CUT OFFS, TANK TOPS, HALTERS, etc. Free parking is not available; for Metro bus/rail information call 855-7211. Snow and storm closing of the Courts is announced on WBEN, WGR, and WWKB radio. Employers with more than 10 employees, must pay at least \$15 dollars of employee's wages for the first 3 days of jury service. In this event or in the event the employee receives their regular salary while on jury duty, New York State will not pay for jury service. It is extremely important to consult your employer concerning your pay status prior to appearing for jury service.

MEHRL F. KING  
 NEW YORK STATE COMMISSIONER OF JUSTICE  
 FOR THE COUNTY OF ERIE  
 25 DELAWARE AVE. RM 400  
 BUFFALO, NY 14202

YOU ARE HEREBY SUMMONED FOR A JURY TERM FOR ALL COURTS WITHIN ERIE COUNTY. YOU ARE TO BE AVAILABLE FOR SERVICE FOR THE TERM DATE LISTED ABOVE.

YOU ARE REQUIRED BY LAW TO COMPLETE THE ENCLOSED JUROR QUESTIONNAIRE, PAGES 3 & 4, IN ITS ENTIRETY AND RETURN IT WITHIN 5 DAYS.

A JUROR IDENTIFICATION NUMBER (ID#) HAS BEEN ASSIGNED TO IDENTIFY YOU ON THE JUROR PHONE-IN SYSTEM.

YOU ARE TO CALL 854-5553 ANY TIME AFTER 5:00 PM OF THE LAST WORKDAY BEFORE YOU ARE TO APPEAR, AND LISTEN FOR YOUR JUROR ID#. A RECORDED MESSAGE WILL BE ON OVER WEEKENDS, HOLIDAYS AND UP TO 8:00 AM OF THE SCHEDULED APPEARANCE DATE. FOR EXAMPLE, IF YOU ARE TO APPEAR MONDAY, CALL FRIDAY EVENING AFTER 5:00 PM OR ANYTIME OVER THE WEEKEND. IF YOUR SERVICE IS NEEDED, YOU ARE TO REPORT AT 9:00 AM, ROOM 452, 25 DELAWARE AVE., CORNER OF CHURCH STREET.

THE RECORDED MESSAGE WILL GIVE FURTHER INSTRUCTIONS OR CHANGES REGARDING YOUR JURY SERVICE. IT MAY LIST BY ID# ONLY THOSE JURORS WHO ARE TO APPEAR; IN THAT CASE, LISTEN FOR YOUR ID# OR IT MAY GIVE INSTRUCTIONS TO THE ENTIRE JURY PANEL. JURORS ARE REQUIRED TO CALL FOR ONE WEEK.

YOU MUST CALL THE RECORDED MESSAGE, AS YOU WILL NOT BE PAID FOR ANY APPEARANCE IF THE MESSAGE DIRECTED YOU NOT TO APPEAR. IF YOU CLAIM AN EXEMPTION OR DISQUALIFICATION ON PAGE 3, YOU ARE NOT TO REPORT OR CALL.



**SECTION A - EXEMPTIONS**

The following have the option to serve or be exempt.

1. A member of the clergy, or Christian Science practitioner officiating as such and not following any other calling;
2. A licensed physician, dentist, pharmacist, optometrist, psychologist, podiatrist, registered nurse, practical nurse, acupuncturist or a Christian Science nurse exempt from licensing by substitution of certain day-care functions of the education law, regularly engaged in the practice of his profession;
3. An attorney regularly engaged in the practice of law as a means of livelihood;
4. A police officer as defined in section 1.20 of the criminal procedure law, or an official or correction officer of any state correctional facility or of any penal correctional institution who is defined as a peace officer in section 2.10 of the criminal procedure law, or a member of a fire company or department duly organized according to the laws of the state or any political subdivision thereof and performing duties thereon except volunteer firemen, as defined in section two hundred of the general municipal law;
5. A sole proprietor or principal manager of a business, firm, association or corporation employing fewer than three persons, not including such proprietor or manager, who is actively engaged in the operation of such business as a means of livelihood;
6. A person seventy years of age or older;
7. A parent, guardian or other person who resides in the same household with a child or children under sixteen years of age, and whose principal responsibility is to actually and personally engage in the daily care and maintenance of such child or children during a majority of the hours between eight a.m. and six p.m., excluding any period of time during which such child or children attend school for regular instruction;
8. A person who is a priest or an official by profession or vocation;
9. A person who is a licensed physical therapist regularly engaged in the practice of his or her profession.

**SECTION B - DISQUALIFICATIONS**

Each of the following persons is not eligible to serve as a juror.

1. Citizens in active service in the armed forces of the United States;
2. Elected federal, state, city, county, town or village officers;
3. The head of a civil department of the federal, state, city, county, town or village government, members of a public authority or state administration or board, and the secretary to the governor;
4. A federal judge or magistrate or a judge of the unified court system;
5. A person who has served on a grand or petit jury within the state, excluding in a federal court, within two years of the date of his next proposed service.

# JUROR QUESTIONNAIRE

YOU MUST ANSWER ALL QUESTIONS AND RETURN WITHIN 5 DAYS.

(NAME / ADDRESS CORRECTION REQUESTED)

NAME \_\_\_\_\_

ADDRESS \_\_\_\_\_

CITY \_\_\_\_\_ ZIP \_\_\_\_\_

Date of Birth \_\_\_\_\_ 2. Sex \_\_\_\_\_ 3. Telephone: Home # \_\_\_\_\_ Work # \_\_\_\_\_

Reside in Township of \_\_\_\_\_ Village of \_\_\_\_\_ City of \_\_\_\_\_ Social Security # \_\_\_\_\_

Are you a citizen of the United States?  YES  NO

Are you a resident of Erie county?  YES  NO

Are you 18 years of age or older?  YES  NO

Can you read, write, speak, and understand the English language?  YES  NO

you checked "NO" for questions 4 or 7, please attach a letter with an explanation.

8. Do you have any mental or physical condition, preventing you from serving as a juror?  YES  NO

If "YES" please attach a letter from your doctor.

9. Have you ever been convicted of a felony? If "YES" attach letter explaining details.  YES  NO

10. Have you served on jury duty within the past 4 years in any state, or federal court within New York State?  YES  NO  
Date \_\_\_\_\_ Location \_\_\_\_\_


11. Are you claiming any exemption or disqualification as listed in Sections A or B on Page 2? If "YES" provide written proof.  YES  NO

If you have checked the box in the shaded area and attached the appropriate explanation, you are excused and you are not to report unless you hear differently from our office.

TURN OVER - SEE BACK PAGE

◆ DETACH HERE BEFORE INSERTING QUESTIONNAIRE IN ENVELOPE ◆

## REQUEST FOR POSTPONEMENTS



Every citizen is obliged to fulfill his or her jury service when called. The court does not encourage requests for postponements. However, if you feel you must make such a request because of **EXTREME HARDSHIP** you may do so. Correspondence from third party individuals will not be honored. **REQUESTS WILL NOT BE ACCEPTED ON OPENING DAY. PLEASE EXPLAIN BRIEFLY.**

\_\_\_\_\_  
 \_\_\_\_\_  
 \_\_\_\_\_

When can you serve within the next 6 months? First Choice \_\_\_\_\_ Month Second Choice \_\_\_\_\_ Month

You must be able to appear at that time. No further postponements will be given.

If you have checked the box in the shaded area on the front of this questionnaire or requested a postponement, it will be granted and you need not report for service or call unless you hear differently from our office. You must include a telephone number where you can be reached during the day so we may notify you.

\_\_\_\_\_  
 Signature Daytime Phone Number Date

**CAUTION — DO NOT REMOVE THIS FLAP. REMOVE BACK FLAP ONLY.**  
**TO SEAL — MOISTEN BACK OF THIS FLAP AND FOLD OVER.**



PLACE  
STAMP  
HERE



**COMMISSIONER OF JURORS  
MEHRL F KING  
ROOM 400  
25 DELAWARE AVE  
BUFFALO NY 14202-3983**


**JUROR QUESTIONNAIRE**



**APPENDIX F**

**SAMPLE CIVIL CASE JUROR QUESTIONNAIRE**





JUROR QUESTIONNAIRE

YOU HAVE BEEN SELECTED TO SERVE AS A PROSPECTIVE JUROR IN A CIVIL CASE. THIS QUESTIONNAIRE IS DESIGNED TO ASSIST COUNSEL AND THE COURT IN SELECTING FAIR AND IMPARTIAL JURORS. PLEASE ANSWER ALL OF THE FOLLOWING QUESTIONS ON THE FORM: HOWEVER, IF THERE IS INFORMATION THAT YOU WOULD PREFER TO KEEP CONFIDENTIAL, STATE ON THIS FORM THOSE QUESTIONS AS TO WHICH YOU WOULD LIKE TO SPEAK PRIVATELY TO THE JUDGE. THANK YOU FOR YOUR COOPERATION.

1. Name \_\_\_\_\_
2. Sex \_\_\_\_\_
3. Place of Birth \_\_\_\_\_
4. Current Address \_\_\_\_\_
5. How long have you lived at your current address? \_\_\_\_\_
6. How long have you lived in this country? \_\_\_\_\_
7. Who are the members of your household? \_\_\_\_\_
8. Years of education or highest degree obtained \_\_\_\_\_
9. Occupation (List most recent occupation first) \_\_\_\_\_
10. Are you presently employed? \_\_\_\_\_ And if so, by whom? \_\_\_\_\_
11. Occupation of other members of your household, excluding children \_\_\_\_\_
12. Members of your household who are presently employed \_\_\_\_\_
13. Number and ages of children, if any \_\_\_\_\_
14. Are any of your children presently employed? \_\_\_\_\_
15. Occupations \_\_\_\_\_
16. Have you ever served on a state or federal grand jury? \_\_\_\_\_ yes \_\_\_\_\_ no  
Have you ever served on a state or federal trial jury? \_\_\_\_\_ yes \_\_\_\_\_ no  
If yes, state type of case (criminal or civil) \_\_\_\_\_  
Did case reach a verdict? \_\_\_\_\_ yes \_\_\_\_\_ no  
Most recent date of jury service \_\_\_\_\_
17. Have you, any relative or close friend ever:  
a. Sued anyone or made a claim for personal injury or property damage? \_\_\_\_\_ yes \_\_\_\_\_ no  
b. Been sued by anyone? \_\_\_\_\_ yes \_\_\_\_\_ no
18. If you were involved in a suit or claim, was it resolved to your satisfaction? \_\_\_\_\_
19. Do you have any mental or physical condition that would prevent you from serving as a juror? \_\_\_\_\_
20. Do you have any difficulty reading, understanding or speaking the English language? \_\_\_\_\_


AFFIRMATION

I AFFIRM THAT THE STATEMENTS MADE ON THIS QUESTIONNAIRE ARE TRUE AND I UNDERSTAND THAT ANY FALSE STATEMENTS MADE ON THIS QUESTIONNAIRE ARE PUNISHABLE UNDER LAW.

\_\_\_\_\_  
Signature of Prospective Juror

Dated: \_\_\_\_\_

1. Judge    2. Counsel    3. Counsel    4. Juror's Copy



## PROPOSED UNIFORM RULE FOR CIVIL VOIR DIRE

1. Counsel are to proceed directly to the central jury room upon receipt of a jury selection slip.
2. Unless otherwise ordered by the Court, a panel of 25 prospective jurors shall be provided in all civil cases to be tried by a jury. Additional prospective jurors shall thereafter be added to the array as necessary to complete jury selection.
3. Jury selection is to commence within 20 minutes after an array of prospective jurors is provided.
4. If for any reason (e.g., no room) jury selection cannot proceed immediately, all counsel are to return promptly to the Trial Assignment Part (TAP) or assigned trial judge's courtroom for further instructions. Failure to be engaged in jury selection or to return to the courtroom may subject the parties to sanctions, including dismissal of the action.
5. Each prospective juror shall complete a written questionnaire on a form supplied by the court, a copy of which shall be made available to counsel for the parties. With court approval, the parties may adapt or supplement the official questionnaire in light of the concerns of a specific case. Due regard for juror privacy shall be given in any such supplemental questions.
6. Generally, a total of eight jurors, including two "non-designated" alternates, shall be selected according to the following procedures. The court may permit a greater number of alternates where a lengthy trial is expected or for any other reason.
7. In an action with one plaintiff and one defendant, the plaintiff's attorney shall initially question the panel for no more than 90 minutes. Defendant's attorney shall then conduct voir dire for no more than 90 minutes. At the end of that period, all challenges for cause must be exercised by both attorneys, with the plaintiff's attorney challenging first.  
  
In cases with multiple plaintiffs and/or defendants, only 90 minutes of initial questioning shall be permitted for each side; the parties on each side shall divide the time equally.  
  
The court may extend these time limits in appropriate cases.
8. After challenges for cause are exercised, the number of prospective jurors remaining in the array shall be counted. If that number is less than the total number of jurors to be selected (including alternates) plus the statutory maximum number of peremptory challenges that may be exercised by both sides (such sum shall be referred to herein as the "Jury Panel number"), additional prospective jurors shall be added to the array. Each side shall have an additional five minutes of questioning time for each replacement juror. Replacement jurors shall be added until the number of prospective jurors not subject to a challenge for cause equals or exceeds the Jury Panel number.
9. Each side shall then exercise allowable peremptory challenges by alternate striking of jurors' names from a list passed back and forth between counsel until such challenges are exhausted or waived through failure to exercise. Any Batson or similar objections shall be resolved before any of the struck jurors and dismissed.

10. The trial jurors (including alternates) shall then be randomly selected from those remaining. After the evidence has been presented and the charge given, the court shall randomly choose and remove the alternates, who shall not deliberate with the six remaining jurors.

11. All challenges and objections are to be made outside of the presence of the prospective jurors. If an attorney objects to anything said or done by any other attorney, the objecting attorney should quietly request that all counsel step outside of the jurors' presence and counsel should make a determined effort to resolve the problem.

12. All questioning of prospective jurors shall be strictly limited to matters relevant to determining whether a juror may be challenged for cause.

13. Jury selection shall ordinarily be completed in no more than one day. Attorneys may take longer in complex or multi-party cases only if they have received advanced authorization from the court. All counsel are to report to the TAP or trial judge's courtroom when jury selection has been completed or at the end of the day if it has not. Failure to appear may subject the parties to sanctions, including dismissal of the action.

**APPENDIX H**

**NUMBER OF PEREMPTORY CHALLENGES  
AVAILABLE IN CRIMINAL CASES: 50-STATE SUMMARY**




Table 5: Voir Dire: Who Conducts and Number of Peremptory Challenges? 1933 \*

STATES	Court type	Who conducts voir dire?	NUMBER OF PEREMPTORY CHALLENGES						Civil Cases
			CRIMINAL						
			Capital: State	Capital: Defense	Felony: State	Felony: Defense	Misdemeanor: State	Misdemeanor: Defense	
<b>ALABAMA</b> Circuit	G	Attorneys and Judge	12	12	6	6	2	3	6
<b>ALASKA</b> Superior	G	Attorneys and/or Judge	-	-	6	10	3	2	3
District	L	Attorneys and/or Judge	-	-	-	-	3	3	3
<b>ARIZONA</b> Superior	G	Judge	10	10	6	6	6	6	4
Justice of the Peace	L	Judge	-	-	-	-	2	2	3
Municipal	L	Judge	-	-	-	-	2	2	-
<b>ARKANSAS</b> Circuit	G	Attorneys and Judge	10	12	6	8	2	3	3
Chancery & Probate	G	Attorneys and Judge	-	-	-	-	-	-	3
<b>CALIFORNIA</b> Superior	G	Attorneys and Judge(a)	20(b)	20(b)	10	10	10(c)	10(c)	6
Municipal	L	Attorneys and Judge(a)	-	-	-	-	10(c)	10(c)	-
Justice	L	Attorneys and Judge(a)	-	-	-	-	10(c)	10(c)	-
<b>COLORADO</b> District	G	Attorneys and Judge	10	10	5	6	3	3	4
County	L	Attorneys and Judge	-	-	-	-	3	3	4
Probate	G	Attorneys and Judge	-	-	-	-	-	-	4
Water	G	Attorneys and Judge	-	-	-	-	-	-	4
<b>CONNECTICUT</b> Superior	G	Attorneys	25/18(a)	25/18(a)	6	6	3	3	3
<b>DELAWARE</b> Superior	G	Judge	20	20	6	6	6	6	2
Common Pleas	L	Judges	-	-	-	-	6	6	3
Justice of the Peace	L	Magistrates	-	-	-	-	6	6	3
<b>D.C.</b> Superior	G	Judge	-	-	10	10	3	3	3

\* The Jury Project thanks David Rottman of the National Center for State Courts for providing this table from the National Center's forthcoming publication, State Court Organization 1993.



Table 5: Voir Dire: Who Conducts and Number Of Peremptory Challenges? 1993

STATES	Court type	Who conducts voir dire?	NUMBER OF PEREMPTORY CHALLENGES						
			CRIMINAL						CIVIL
			Capital: State	Capital: Defense	Felony: State	Felony: Defense	Misdemeanor: State	Misdemeanor: Defense	Civil Cases
<b>FLORIDA</b>									
Circuit	C	Attorneys and Judge	10	10	6	6	3	3	3
County	L	Attorneys and Judge	-	-	-	-	3	3	3
<b>GEORGIA</b>									
Superior	G	Attorneys and Judge	10	20	6	12	2	4	6
State	L	Attorneys and Judge	-	-	-	-	2	4	30
Civil	L	Attorneys and Judge	-	-	-	-	-	-	3
Municipal	L	No juries	-	-	-	-	-	-	3
<b>HAWAII</b>									
Circuit	G	Attorneys and Judge	12	12	3	3	3	3	3
<b>IDAHO</b>									
District	G	Attorneys and Judge	10	10	6	6	6	6	4
<b>ILLINOIS</b>									
Circuit	G	Judge (May permit attorneys to participate)	20	20	10	10	5	5	5
<b>INDIANA</b>									
Superior	C	Attorneys and Judge	20	20	10	10	5	5	3
Circuit	G	Attorneys and Judge	20	20	10	10	5	5	3
County	L	Attorneys and Judge	-	-	10	10	5	5	3
Municipal	L	Attorneys and Judge	-	-	10	10	5	5	3
<b>IOWA</b>									
District	G	Attorneys and Judge	8	8	6	6	4	4	4
<b>KANSAS</b>									
District	G	Attorneys and Judge	-	-	12/3(a, b)	12/3(a, b)	3	3	2
<b>KENTUCKY</b>									
Circuit	G	Attorneys and Judge	5	8	6	8	-	-	3
District	L	Attorneys and Judge	-	-	-	-	3	2	3

Table 5: Voir Dire: Who Conducts and Number of Peremptory Challenges? 1993

STATES	Court type	Who conducts voir dire?	NUMBER OF PEREMPTORY CHALLENGES						Civil Cases	
			CRIMINAL							Civil Cases
			Capital: State	Capital: Defense	Felony: State	Felony: Defense	Misdemeanor: State	Misdemeanor: Defense		
<b>LOUISIANA</b> District	G	Attorneys and Judge	12	12	12 1/2(a)	12 1/2(a)	6	6	6(b)	
<b>MAINE</b> Superior	C	Judge (May permit attorneys to participate)	10	10	8	8	4	4	3	
<b>MARYLAND</b> Circuit	C	Attorneys and Judge	10	30	5	10	4	4	4	
<b>MASSACHUSETTS</b> Superior	C	Judge (May permit attorneys to participate)	12	12	4	4	4	4	4	
District	L	Judge (May permit attorneys to participate)	-	-	2	2	2	2	-	
Boston Municipal	L	Judge (May permit attorneys to participate)	-	-	2	2	2	2	-	
<b>MICHIGAN</b> Circuit	G	Attorneys and Judge	15	20	5	5	-	-	3	
District	L	Attorneys and Judge	-	-	-	-	3	3	3	
Municipal	L	Attorneys and Judge	-	-	-	-	3	3	3	
Probate	L	Attorneys and Judge	-	-	5	5	5	5	-	
<b>MINNESOTA</b> District	G	Attorneys and Judge	9	15	9 1/2(a)	15 1/2(a)	3	5	2	
<b>MISSISSIPPI</b> Circuit	G	Attorneys and Judge	12	12	6	6	6	6	4	
Chancery	G	Attorneys and Judge	-	-	-	-	-	-	4	
County Justice	L	Attorneys and Judge	-	-	-	-	4 1/2(a)	4 1/2(a)	4 1/2(a)	
	L	Judge	-	-	-	-	2	2	2	
<b>MISSOURI</b> Circuit	C	Attorneys and Judge	9	9	6	6	2	2	3	

Table 5: Voir Dire: Who Conducts and Number Of Peremptory Challenges? 1993

STATES	Court type	Who conducts voir dire?	NUMBER OF PEREMPTORY CHALLENGES						CIVIL Cases
			CRIMINAL						
			Capital: State	Capital: Defense	Felony: State	Felony: Defense	Misdemeanor: State	Misdemeanor: Defense	
<b>MONTANA</b>									
District	C	Attorneys and Judge	8	8	6/2(a)	6/3(a)	6/2(a)	6/2(a)	4
Justice of the Peace	L	Attorneys and Judge	-	-	-	-	3	3	4/2(b)
Municipal	L	Attorneys and Judge	-	-	-	-	3	3	4/2(b)
City	L	Attorneys and Judge	-	-	-	-	3	3	4/2(b)
<b>NEBRASKA</b>									
District	C	Attorneys and Judge	12	12	6	6	3	3	3
County	L	Attorneys and Judge	-	-	-	-	3	3	3
<b>NEVADA</b>									
District	C	Attorneys and Judge	8	8	4	4	4	4	4
Justice	L	Attorneys and Judge	-	-	4	4	4	4	4
<b>NEW HAMPSHIRE</b>									
Superior	C	Judge (a)	10	20	20/2(b)	20/2(b)	3	2	3
<b>NEW JERSEY</b>									
Superior	C	Judge (May permit attorneys to participate)	12(a)	20(a)	12	20	10	10	6
<b>NEW MEXICO</b>									
District	C	Attorneys and Judge	8	12	3	6	3	5	5/3(b)
Magistrate	L	Attorneys and Judge	-	-	-	-	2/1(a)	2/1(a)	1
Barro Colorado City Metro.	L	Attorneys and Judge	-	-	-	-	2/1(a)	2/1(a)	1
<b>NEW YORK</b>									
Supreme	C	Criminal: Attorneys and Judge Civil: Attorneys	-	-	15/10 (a)	15/10 (a)	-	-	2
County	C	Criminal: Attorneys and Judge Civil: Attorneys	-	-	15/10 (a)	15/10 (a)	-	-	3
District	L	Criminal: Attorneys and Judge Civil: Attorneys	-	-	-	-	3	3	3

Table 5: Voir Dire: Who Conducts and Number of Peremptory Challenges? 1993

STATES	Court type	Who conducts voir dire?	NUMBER OF PEREMPTORY CHALLENGES						
			CRIMINAL						CIVIL
			Capital: State	Capital: Defense	Felony: State	Felony: Defense	Misdemeanor: State	Misdemeanor: Defense	Civil Cases
<b>NEW YORK (con't)</b>									
City	L	Criminal: Attorneys and Judge Civil: Attorneys	-	-	-	-	3	3	3
N.Y.C. Civil	L	Attorneys and Judge	-	-	-	-	-	-	3
N.Y.C. Criminal	L	Attorneys and Judge	-	-	15/10 (a)	15/10 (a)	3	3	-
Town and Village	L	Criminal: Attorneys and Judge Civil: Attorneys	-	-	-	-	3	3	2
<b>NORTE CAROLINA</b>									
Superior District	G	Attorneys	14	14	6	6	6	6	8
	L	Attorneys	-	-	-	-	-	-	-
<b>NORTE DAKOTA</b>									
District	G	Attorneys and Judge	15	15	10	10	6/3(a)	6/2(a)	4/3(b)
County	L	Attorneys and Judge	-	-	-	-	6/3(a)	6/2(a)	4/3(b)
<b>OHIO</b>									
Common Pleas	G	Attorneys and Judge	6	6	4	4	3	3	3
Municipal	L	Attorneys and Judge	-	-	-	-	3	3	2
County	L	Attorneys and Judge	-	-	-	-	2	3	3
Claims	L	Attorneys and Judge	-	-	-	-	-	-	3
<b>OKLAHOMA</b>									
District	G	Attorneys and Judge	9	9	5	5	3	2	3
<b>OREGON</b>									
Circuit	G	Attorneys and Judge	12	12	6	6	6	6	3
District	L	Attorneys and Judge	-	-	-	-	6	6	2
Justice	L	Attorneys and Judge	-	-	-	-	6	6	3
Municipal	L	Attorneys and Judge	-	-	-	-	6	6	3
<b>PENNSYLVANIA</b>									
Common Pleas	G	Judge	20	20	7	7	5	5	4

Table 5: Voir Dire: Who Conducts and Number of Peremptory Challenges? 1993

STATES	Court type	Who conducts voir dire?	NUMBER OF PEREMPTORY CHALLENGES						Civil Cases
			CRIMINAL						
			Capital: State	Capital: Defense	Felony: State	Felony: Defense	Misdemeanor: State	Misdemeanor: Defense	
<b>RHODE ISLAND</b>									
Superior	G	Attorneys	-	-	6	6	3	2	2
Family	L	Attorneys	-	-	6	6	-	-	2
<b>SOUTH CAROLINA</b>									
Circuit	G	Attorneys and Judges	5	10	5	10	5	5	4
Magistrate	L	Attorneys and Judges	-	-	-	-	6	6	6
Municipal	L	Attorneys and Judges	-	-	-	-	6	6	-
<b>SOUTH DAKOTA</b>									
Circuit	G	Attorneys and Judges	20	20	10	10	3	3	3
<b>TENNESSEE</b>									
Circuit	G	Attorneys and Judges	8	15	4	8	3	3	4
Criminal	G	Attorneys and Judges	8	15	4	8	3	2	-
Chancery	G	Attorneys and Judges	-	-	-	-	-	-	4
<b>TEXAS</b>									
District	G	Attorneys	15	15	10	10	5	5	6
County	L	Attorneys	-	-	-	-	2	2	2
Justice of the Peace	L	Attorneys	-	-	-	-	3	2	2
Municipal	L	Attorneys	-	-	-	-	3	2	2
<b>UTAH</b>									
District	G	Attorneys and Judges	10	10	4	4	3	3	2
Circuit	L	Attorneys and Judges	-	-	-	-	3	2	3
Justice	L	Attorneys and Judges	-	-	-	-	3	3	3
Juvenile	L	Attorneys and Judges	-	-	4	4	3	2	-
<b>VERMONT</b>									
Superior	G	Attorneys and Judges	-	-	6	6	6	6	6
District	G	Attorneys and Judges	-	-	6	6	6	6	8
<b>VIRGINIA</b>									
Circuit	G	Attorneys and Judges	4	4	4	4	2	3	3

Table 5: Voir Dire: Who Conducts and Number of Peremptory Challenges? 1993

STATES	Court type	Who conducts voir dire?	NUMBER OF PEREMPTORY CHALLENGES						CIVIL
			CRIMINAL						
			Capital: State	Capital: Defense	Felony: State	Felony: Defense	Misdemeanor: State	Misdemeanor: Defense	
<b>WASHINGTON</b>									
Superior	G	Attorneys and Judges	12	12	6	6	3	3	3
District	L	Attorneys and Judges	-	-	-	-	2	3	3
Municipal	L	Attorneys and Judges	-	-	-	-	3	2	3
<b>WEST VIRGINIA</b>									
Circuit	G	Attorneys and Judges	-	-	2	6	4	4	4
Magistrate	L	Attorneys and Judges	-	-	-	-	4	4	4
<b>WISCONSIN</b>									
Circuit	G	Attorneys and Judges	-	-	6/4(a)	6/4(a)	4	4	3
<b>WYOMING</b>									
District	G	Attorneys	12	12	8	8	4	4	3
Municipal	L	Attorneys	-	-	-	-	4	4	-
County	L	Attorneys	-	-	-	-	4	4	3
Justice of the Peace	L	Attorneys	-	-	-	-	4	4	3
<b>PUERTO RICO</b>									
Superior	G	Attorneys and Judge	-	-	10	10	5	5	No jury
<b>FEDERAL</b>									
District	G	Attorneys and Judge	20	20	6	10	3	3	3

Table 5: Voir Dire: Who Conducts and Number of Peremptory Challenges? 1993

FOOTNOTES:

NOTE:

States with no death penalty statute:

AK, D.C., HI, IA, KS, ME, MA, MI, MN, NY, ND, RI, VT, WI, WV \*

California:

(a) In criminal, judge alone, with discretionary supplementing by attorney's

(b) 20 challenges for either capital or life punishment.

(c) 6 for a penalty of 90 days or less, 10 for other misdemeanors.

Connecticut:

(a) 25 peremptory challenges if offense is punishable by death, 16 if for life.

Kansas:

(a) 12 for class A felony, 8 for B felony, 6 for C, D, E.

(b) After July 1, 1993 12 for off-grid or any severity level 1, 8 for severity level 2-6 person felonies, or greater non-person felony or severity level 2 or 3 drug felony, 6 for any other felony.

Louisiana:

(a) If the punishment carries an option for hard labor, then the state and defense may have 6 additional challenges.

(b) If trial is by 12 person civil jury, each side is allowed 6 peremptory challenges. If trial is by a 6 person civil jury, each side is allowed 3 peremptory challenges.

Minnesota:

(a) 9 for state, 15 for defense if life imprisonment possible.

Mississippi:

(a) 4 for 12-person jury, 2 for 6-person.

Montana:

(a) 6 challenges for 12-person jury, 3 for 6-person jury.

(b) 2 for 6-person jury, not to exceed total of 4 challenges if jury less than 12 person.

New Hampshire:

(a) Counsel is allowed to propose voir dire questions, especially in murder cases.

(b) If offense is first degree murder, then 20 per side.

New Jersey:

(a) May be increased by trial judge.

New Mexico:

(a) 1 for petty misdemeanor, 2 for others.

(b) 5 for 12-person jury, 3 for 6-person.

New York:

(a) 20 where life imprisonment is a potential penalty.

North Dakota:

(a) 4 challenges for 8-person jury, 3 for 6-person jury.

(b) 6 challenges for 12-person jury, 3 for 6-person jury.

Wisconsin:

(a) 6 per side for life sentence, otherwise 4.

\* For HI, IA, ME, MI and ND, the number of challenges shown in the columns for "capital" cases in fact gives the number authorized in felony cases involving a potential sentence of life imprisonment.

**APPENDIX I**

**SUMMARY OF COMMENTS RECEIVED  
BY JUROR TOLL-FREE LINE (1-800-NY-JUROR)  
NOVEMBER AND DECEMBER 1993**





NEW YORK STATE UNIFIED COURT SYSTEM  
THE JURY PROJECT - COMMENT LINE  
SUMMARY OF UNFAVORABLE COMMENTS

11/1 THRU 12/31/93

COUNTY	# OF CALLERS	# OF UNFAVORABLE COMMENTS	TIME WASTED WAITING	FACILITIES	TREATMENT BY STAFF	TREATMENT BY ATTORNEYS	LENGTH OF SERVICE	PAYMENT	PRIVACY	OTHER
NEW YORK	511	702	329	120	35	17	57	19	37	40
KINGS	226	264	83	36	29	20	19	21	18	30
QUEENS	110	190	63	34	16	21	13	13	12	18
BROX	44	63	17	0	2	2	5	11	9	9
NASSAU	104	151	72	11	9	10	16	9	8	16
SUFFOLK	73	96	20	19	3	9	-	14	6	25
WESTCHESTER	96	150	62	4	11	11	23	9	7	21
ALBANY	24	31	10	6	2	-	2	4	2	4
ALLEGANY	2	4	2	-	-	-	2	-	-	-
BROOME	6	6	4	-	-	-	-	-	-	1
CHEMUNG	5	7	5	1	-	-	-	-	1	-
DUTCHESS	5	5	4	-	-	-	-	-	1	-
ERIE	0	10	2	4	-	-	-	3	-	1
ESSEX	1	1	1	-	-	-	-	-	-	2
FRANKLIN	4	4	2	-	-	-	-	-	-	2
GENESEE	3	3	-	1	-	-	-	2	1	-
GREENE	2	2	1	-	-	-	-	1	-	-
JEFFERSON	5	6	4	-	-	-	-	-	-	2
LIVINGSTON	1	1	1	-	-	-	-	-	-	-
MONROE	22	23	6	-	-	2	-	4	2	9
MONTGOMERY	3	3	-	3	-	-	-	-	-	-

NEW YORK STATE UNIFIED COURT SYSTEM  
 THE JURY PROJECT - COMMENT LINE  
 SUMMARY OF UNFAVORABLE COMMENTS

11/1 THRU 12/31/93

COUNTY	# OF CALLERS	# OF UNFAVORABLE COMMENTS	TIME WASTED WAITING	FACILITIES	TREATMENT BY STAFF	TREATMENT BY ATTORNEYS	LENGTH OF SERVICE	PAYMENT	PRIVACY	OTHER
ONEIDA	4	5	4	-	-	-	-	-	-	1
ONONDAGA	13	15	6	1	1	-	-	4	-	3
ORANGE	14	14	6	1	1	1	-	2	1	2
PUTNAM	3	3	1	-	-	-	-	-	-	2
RICHMOND	3	3	2	-	-	-	-	-	-	1
RENSSELAER	7	8	6	-	1	-	-	-	-	1
SULLIVAN	14	15	3	-	-	1	1	6	2	2
TOMPKINS	7	9	4	-	-	-	-	2	1	2
YATES	1	1	-	-	-	-	-	1	-	-
ULSTER	4	4	1	-	-	-	-	2	-	1
TOTAL	1,333	1,799	721	257	110	125	130	147	108	193

## NOTES ON UNFAVORABLE COMMENTS

- Fifty four percent of the callers felt that jury duty was a waste of time. Most of those callers indicated time wasted in the civil selection process: being placed in empaneling rooms and left for long periods of time without explanation. The voir dire process was lengthy and questioning was unstructured.
- Nineteen percent of the callers expressed their concerns about the conditions of the court facilities. Of those, eighty percent were from New York City. Included in this category were 30 comments from New York County and 10 comments from Queens regarding having to wait to enter a facility through the magnetometer during inclement weather.
- Seventeen percent of the callers felt mistreated during their jury service by either attorneys or court staff.
- Eleven percent of the callers thought the jury fee structure was unfair.
- Eight percent of the callers expressed concern about privacy. A vast majority objected to biographical information being made known during the criminal voir dire process.
- Of the 193 "other" comments, the most common were:
  - a) Frequency of Service 70 "Why me and not others?"
  - b) Eliminate grand jury (31).
  - c) Eliminate sequestration (30).
  - d) Waiting on lines to enter metal detectors during inclement weather (15).

FAVORABLE COMMENTS

There were 112 callers that felt that jury service was a good experience. Of those, 60 callers indicated they were treated kindly and well informed.

**APPENDIX J**

**SUMMARY OF COST OF  
JURY SEQUESTRATION  
1993-94**



01/08/94

Jury Sequestration Analysis

District	Projected Sequestered Juries	Lodging (District Avg Used)	Meals	Security (3 SCO's)	Total Jury Seq Cost	----- 12 Deliberating Jurors & 3 SCO's -----		
						Savings If 25% of Juries Separate	Savings If 50% of Juries Separate	Savings If 75% of Juries Separate
NYC	1159	\$849,547	\$243,390	\$2,200,941	\$3,293,078	\$023,470	\$1,846,939	\$2,470,409
Third	25	\$17,450	\$4,500	\$47,475	\$69,425	\$17,356	\$34,713	\$52,069
Fourth	15	\$5,910	\$2,700	\$28,485	\$37,095	\$9,274	\$18,548	\$27,821
Fifth	14	\$5,894	\$2,520	\$26,586	\$35,000	\$8,750	\$17,500	\$26,250
Sixth	14	\$6,608	\$2,520	\$26,586	\$35,714	\$8,929	\$17,857	\$26,788
Seventh	27	\$13,014	\$4,860	\$51,273	\$69,147	\$17,287	\$34,574	\$51,860
Eighth	24	\$13,080	\$4,320	\$45,576	\$62,976	\$15,744	\$31,488	\$47,232
Ninth	73	\$48,610	\$14,235	\$138,627	\$201,480	\$50,370	\$100,740	\$151,110
Nassau	45	\$31,185	\$9,450	\$85,455	\$126,090	\$31,523	\$63,045	\$94,588
Suffolk	40	\$27,360	\$10,200	\$75,980	\$113,520	\$28,380	\$56,760	\$85,140
<b>State</b>	<b>1438</b>	<b>\$1,018,688</b>	<b>\$288,695</b>	<b>\$2,726,984</b>	<b>\$4,044,325</b>	<b>\$1,011,081</b>	<b>\$2,022,163</b>	<b>\$3,033,244</b>



